



2018 Annual INCOSE
Great Lakes Regional Conference
SYSTEMS AT THE CROSSROADS
17 - 20 October 2018 | Indianapolis, Indiana

Platinum GLRC Sponsor Tutorial

Trusted Models, Collaborative Learning, Accelerated Capability

TUTORIAL ABSTRACT

- Are you ready? The idea of a connected, transparent community focused on learning and accelerating the realization of new products and processes is not just for the future. It's needed now in support of the “digital” transformation—not just for each enterprise, but for whole supply chains, regulators, and the life cycle management processes. With this transformation come unexpected complexities...in coordination, the digitization of systems involved in realization, security, and more importantly...how work is performed.
- Now, emerging systems challenges and opportunities are leading to a new wave of “virtual” (model-based) methods, high performance computing resources, technical disciplines, and standards. Computational and similar models, whether human-made or machine-learned, are increasingly being applied to the most critical issues of health and medicine, critical infrastructure systems, advanced manufacturing materials and processes, safety-critical systems, and socio-technical webs of interdependent systems and processes.
- For it to work, the new system and its models must demonstrate they are trustworthy, through “trust” standards developed in partnership with regulators to fully realize the value to industry and the community.
- The V4 Institute is an Indiana-based, private-led, public-private collaboration of member enterprises and institutions for the purpose of promoting collaboration, facilitating integration and establishing trust in the models and processes needed in the digital transformation. The V4 Institute is now launching five public projects in this space, and invites participation of additional collaborators interested in joining the V4 Institute.
- Attendees at this half-day Institute will gain an awareness of the significance of these opportunities and challenges, V4i's process and capabilities as a potential accelerator, and how related projects advance our common cause

1. Introductions, V4 Institute, Workshop Attendees
 - 1.0 Safety Moment
 - 1.1 Introducing the V4 Institute
 - 1.2 Workshop Objectives and Materials
 - 1.3 Workshop Attendee Introductions and Interests

1. Koeneman, Veranese

Tutorial Summary Outline

- 12:00–12:20 1. Introductions: V4 Institute, Tutorial Attendees
- 12:20–12:40 2. Context: Challenges and Opportunities
- 12:40–2:30 3. Two Decades of Related Progress on Related Methods and Standards
- 2:30–3:00 *BREAK*
- 3:00–4:15 4. V4 Institute: Targeted Outcomes, Roadmap, Properties, Collaboration Projects
- 4:15–5:00 5. Invitation to Collaborate
- 5:00 6. Adjourn

Vision:

An advanced product & services supply chain, digitally integrated through virtual validation, verification and visualization.

Mission:

Enable the use of digital data, modeling and simulation across supply chains to accelerate the introduction of new materials, manufacturing processes and product systems & services to market while meeting demanding regulatory requirements.

Context & Rationale: Data Driven Decisions

- **Virtual:** Existing outside of (for example: digitally, in graphic or computational form) and representing a physical reality.
- **Verification** – “The evaluation of whether or not a product, service, system or model thereof complies with a regulation, requirement, specification, or imposed condition.”¹
- **Validation** – “The assurance that a product, service, system or model thereof meets the needs of the customer and other identified stakeholders.”²
- **Visualization** – “The formation of mentally accessible images; the act or process of interpreting in visual terms or of putting into visible form.”
- **Decision Making** – “Irrevocable allocation of resources”³
- **V4I Value Proposition:** Increasing the scientific use, reliability, and effectiveness of virtual testing reduces cost and time to market

Industry Value – Return on Investment

- Defense Aerospace ⁴
 - 50% Research and Development cost savings
 - 25% Research and Development time reduction
- Life Sciences: Medical Devices ^{5,6}
 - 50% Research and Development cost savings
 - 50% Research and Development time reduction
- Improved Product Quality, Safety, Reliability
 - Higher customer Satisfaction
 - Sustainable Product Lines and Lifecycles through Innovation
- Improved Manufacturing Process Safety, Reliability, Efficiency
 - Higher return on investment

Learning Objectives:

- Awareness of the landscape-Challenges & Opportunities
- Understand the history & core tenants of “trust”
- Understand V4i Role, Processes & Capabilities
- Stimulate ideas by sharing examples of current projects
- Advocate for action to advance our common cause

EIM: Providing insights and answers into what it takes to be ready.

1.3 Workshop Attendee Introductions and Interests

Challenge: How can you take full advantage of the digital transformation to accelerate the realization of new products and process? Are you ready?

- This is complex, but others have been working this agenda for the better part of 2 decades...with great results.
- The language and precision in use is important to navigate and align to establish trust across the breadth of stakeholders.
- V4i is positioned to create a connected, transparent community focused on learning and provide a system with unique capabilities to help you ...start.

Our focus: Establishing Trust, Promoting Collaborative Learning and
Facilitating Integration to Accelerated Capability

2. Context: Challenges and Opportunities

2.1 Digital Engineering Has Arrived

2.2 Challenges to Innovation: Complexity, Regulatory and Other Risks, Development Costs and Time, Expectations

2.3 Opportunities: Virtual Models, Model VVUQ as a Proxy for Learning and Mutual Trust, Economic Leverage of Model-Based Patterns

2.1 Digital Engineering Has Arrived

John Matlik's related panel slides at this conference may be viewed at:

http://www.omgwiki.org/MBSE/lib/exe/fetch.php?media=mbse:patterns:incose_coa_patterns_panel_rr_matlik_v4.pdf

2.2 Challenges to Innovation: Complexity, Regulatory and Other Risks, Development Costs and Time, Expectations

ASME V&V 40 Standard

Credibility: the trust, obtained through the collection of evidence, in the predictive capability of a computational model for a context of use

- Focus is on **HOW MUCH** V&V is necessary to support using a computational model for a context of use.
 - should be commensurate with model risk; the concept of “model risk” has been also been used by NASA¹.



1, NASA-STD-7009, <https://standards.nasa.gov/documents/detail/3315599>



ASME V&V 40-2018

Assessing Credibility of Computational Models through Verification and Validation: Application to Medical Devices

Summer 2018!

<http://go.asme.org/VnV40Committee>

AN AMERICAN NATIONAL STANDARD



Life Sciences: Medical Devices

Challenges

- Establishing model credibility
- Mindset: Innovation starts in the scientific model (what's possible), not in the engineering model (how do I know)
- Where to access know-how, capability and capacities
- How and where to start
- How to protect background Intellectual property in this model.

Opportunities

- 50% reduction in research & development cost
- 50% reduction in research & development time
- Enhanced reliability throughout the life cycle
- Developed and Aligned supply chain

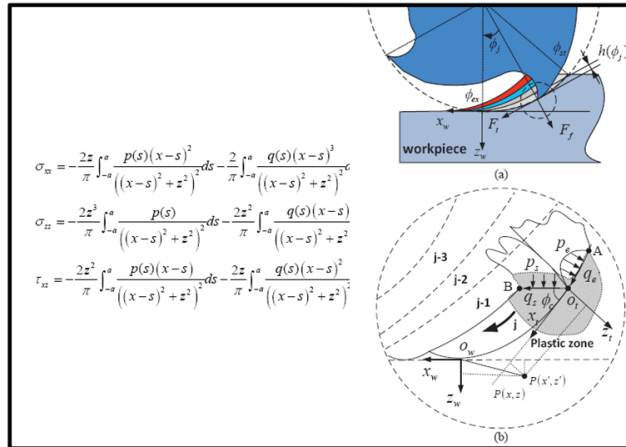
2.3 Opportunities

- Virtual Models of All Types
- Model Verification, Validation and Uncertainty Quantification (VVUQ)
- Model VVUQ as a Proxy for Learning and Mutual Trust
- Economic Leverage of Model-Based Patterns

Virtual Models of All Types

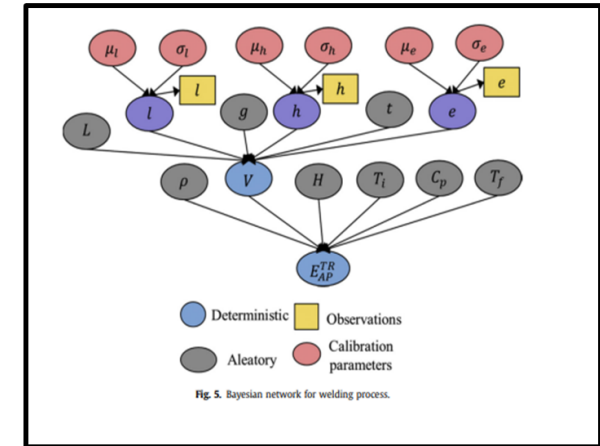
Physics-Based PDE Model

Example Manufacturing Model: Milling of Titanium, Resulting Residual Stress, from From: Huanga, Zhanga, Dinga, "An analytical model of residual stress for flank milling of Ti-6Al-4V", 15th CIRP Conference on Modelling of Machining Operations



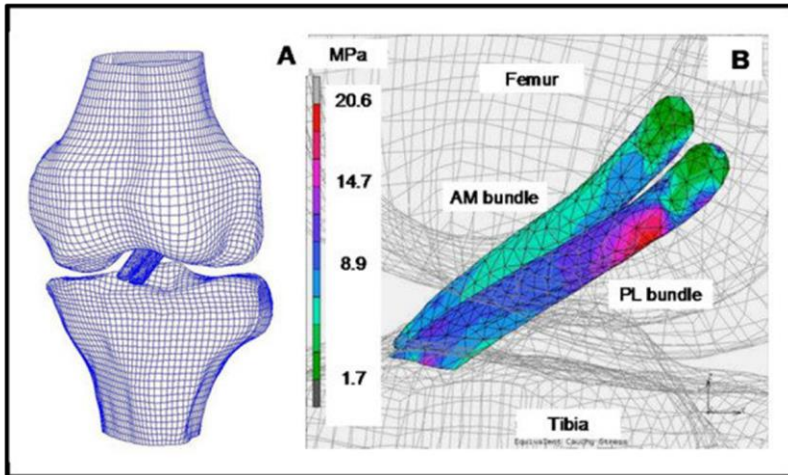
Data-Driven Bayesian Network Model

Example Bayesian Network Manufacturing Model: Nannapaneni, Saideep, Sankaran Mahadevan, and Sudarsan Rachuri. "Performance evaluation of a manufacturing process under uncertainty using Bayesian networks." *Journal of Cleaner Production* 113 (2016): 947-956.



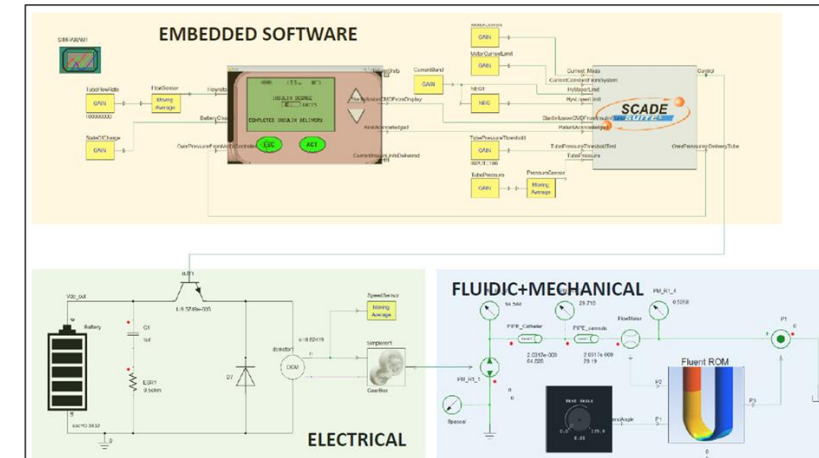
FEA Model

Example FEA Model: Ho-Joong Jung, Matthew B Fisher, Matthew B Fisher, Savio L-Y. Woo, Savio L-Y. Woo, "Role of biomechanics in the understanding of normal, injured, and healing ligaments and tendons", June 2009, *Sports Medicine Arthroscopy Rehabilitation Therapy & Technology* 1(1):9 DOI: 10.1186/1758-2555-1-9, Source PubMed License CC BY 2.0



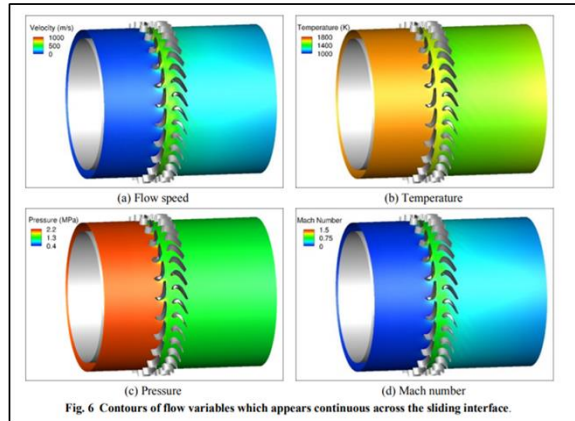
Multi-Domain System Model

Example Medical Device Multiple Domain Model: From M. Horner, "Closing the Loop in Medical Device Systems Simulation", INCOSE Agile Health Care Systems Conference, May, 2018.



Virtual Models of All Types

CFD Model



Manoj R. Rajanna, et al, "Optimizing Gas-Turbine Operation Using Finite Element CFD Modeling", Proc. of AIAA Propulsion and Energy Forum, July 9-11, 2018, Cincinnati, OH.

ODE Model

Kanderian, et al, "Identification of Intraday Metabolic Profiles during Closed-Loop Glucose Control in Individuals with Type 1 Diabetes", illustrated in M. Horner, "Closing the Loop in Medical Device Systems Simulation", INCOSE Agile Health Care Systems Conference, May, 2018.

INCOSE Virtual Patient Model

Two-compartment insulin model

$$\frac{dI_{SC}(t)}{dt} = -\frac{1}{\tau_1} \cdot I_{SC}(t) + \frac{1}{C_I} ID(t) \quad (1)$$

$$\frac{dI_P(t)}{dt} = \frac{1}{\tau_2} \cdot I_P(t) + \frac{1}{C_P} I_{SC}(t) \quad (2)$$

Insulin effectiveness

$$\frac{dI_{EFF}(t)}{dt} = -p_2 \cdot I_{EFF}(t) + p_2 \cdot S_I \cdot I_P(t) \quad (3)$$

Two-compartment glucose model

$$\frac{dG(t)}{dt} = -(GEZI + I_{EFF})G(t) + EGP + R_A(t) \quad (4)$$

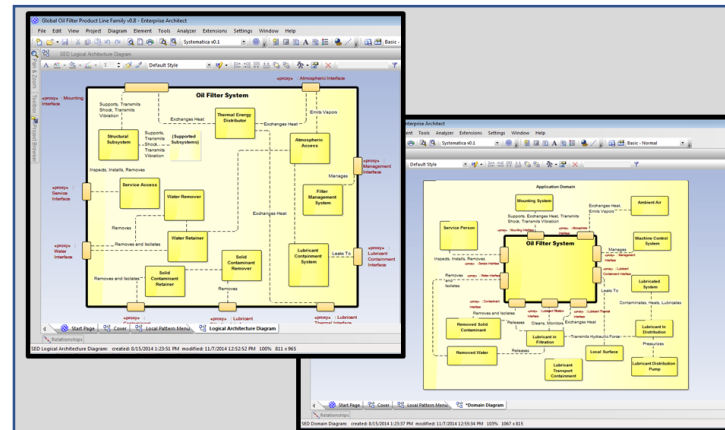
$$R_A(t) = \frac{C_H(t)}{V_G \cdot \tau_m} \cdot I \cdot e^{-\frac{t}{\tau_m}} \quad (5)$$

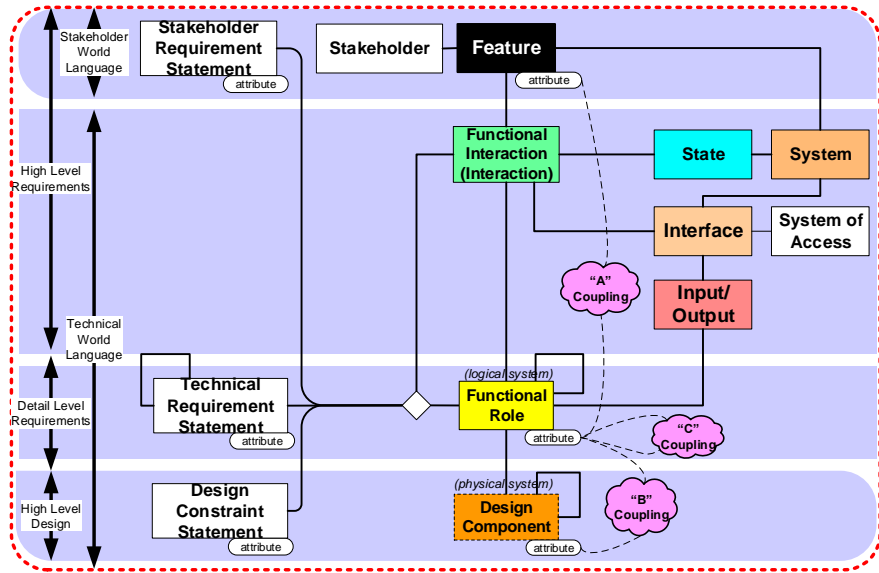
*Kanderian et al., Identification of Intraday Metabolic Profiles during Closed-Loop Glucose Control in Individuals with Type 1 Diabetes, 1 Diabetes Sci and Tech., Vol. 3 (2009).

How Systems Engineering Can Reduce Cost & Improve Quality | 19-20 April, 2018 | Twin Cities, Minnesota | #hwgsec

MBSE Model

Example System Model: SysML Model of Lubricant Filtration System: Schindel, Lewis, Sherey, Sanyal, "Accelerating MBSE Impacts Across the Enterprise: Model-Based S*Patterns", Proc. of INCOSE International Symposium, 2015.



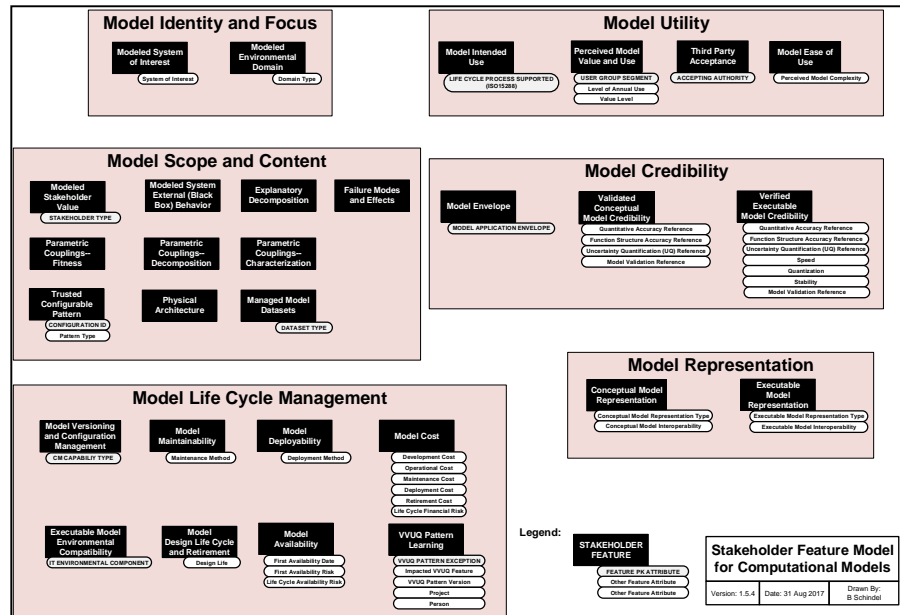


S* Metamodel:

- Used by Patterns Working Group as a “model of models” (metamodel).
- Chosen as the smallest set of model ideas found to be necessary for the purposes of engineering and science.
- S* Model: any model conforming the S* Metamodel.
- S* Pattern: reusable, configurable S* Pattern.
- Used across numerous domains for several decades.

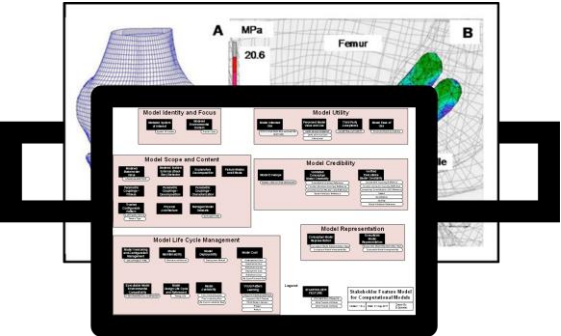
Model VVUQ S* Pattern:

- Specialized for UQ purposes, from INCOSE Model Planning and Assessment Pattern.
- Supporting ASME Model VVUQ Standards work.
- Describes 29 Model Stakeholder Features, across 6 Feature Groups, and 75 Model Technical Requirements.
- Configurable to plan or describe any computational or other model, as a metadata model “wrapper”.

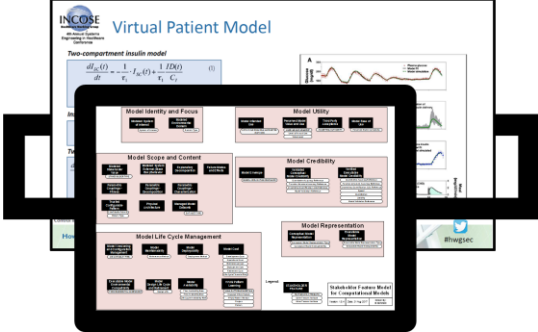


VVUQ Pattern, after being configured to specific model: Uniform handles/wrappers/metadata for inherently diverse models

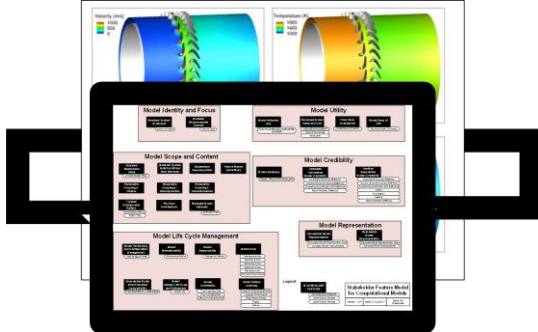
FEA Model



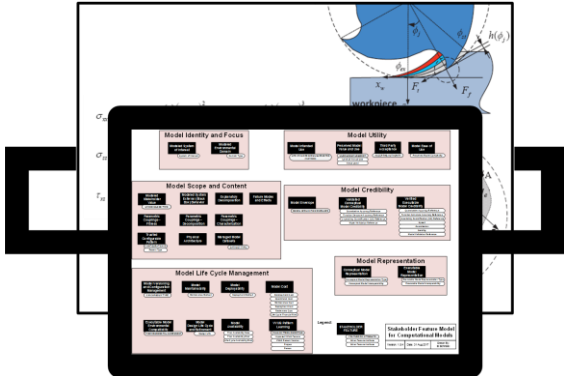
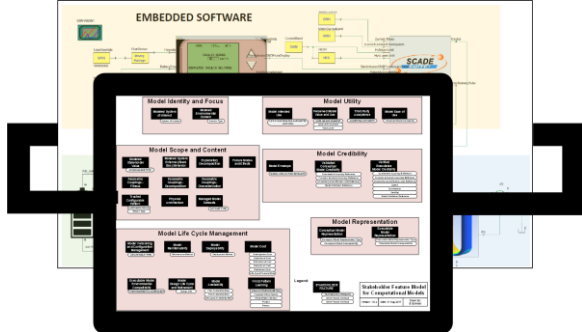
ODE Model



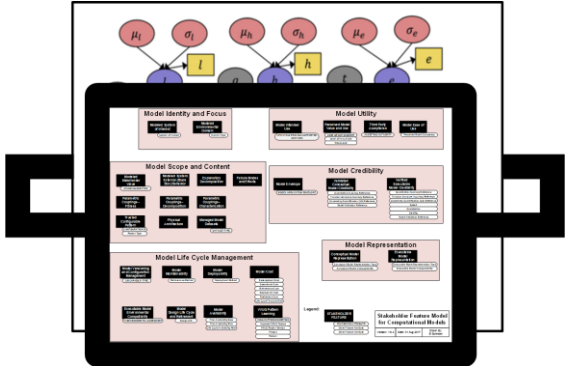
CFD Model



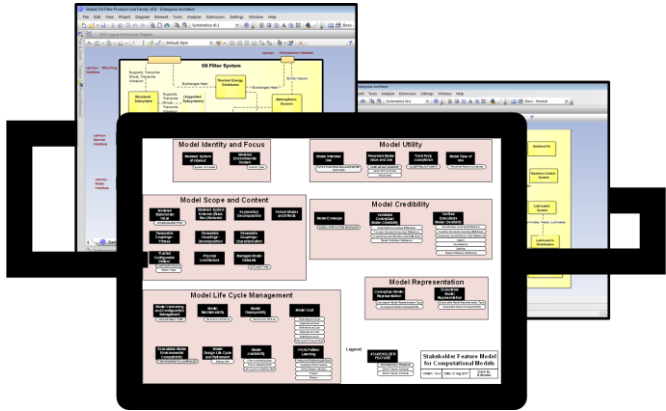
Multi-Domain System Model



Physics-Based PDE Model



Data-Driven Bayesian Network Model

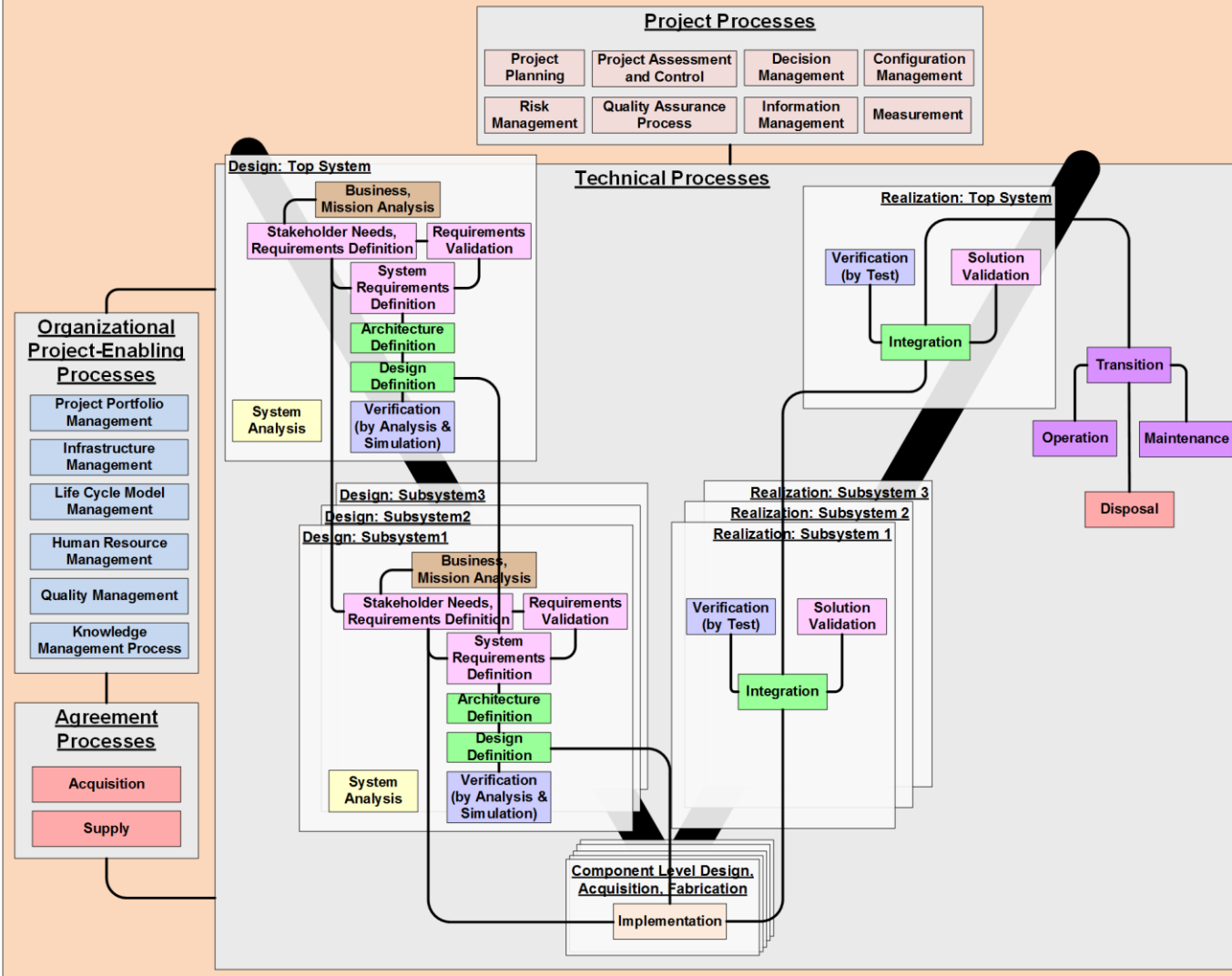


MBSE Model

Models for what purposes?

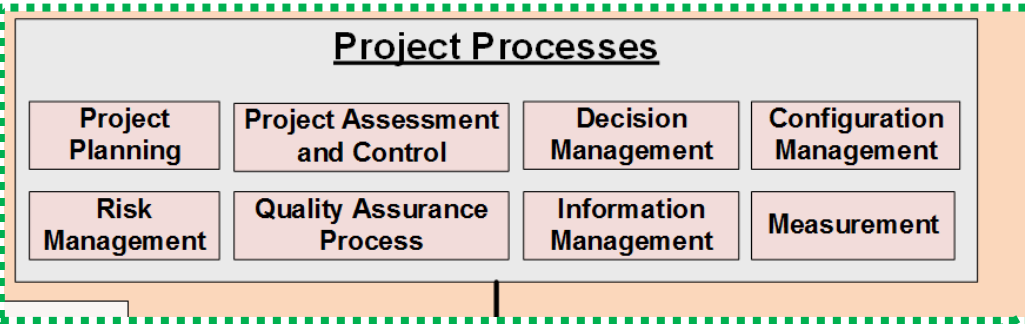
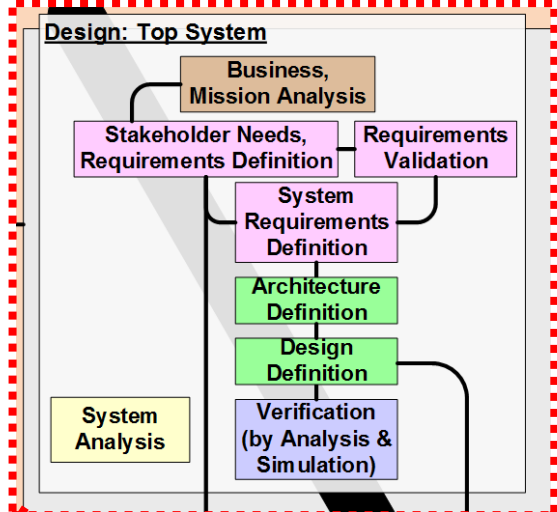
System of Innovation (SOI) Pattern Logical Architecture

(Adapted from ISO/IEC 15288:2015)

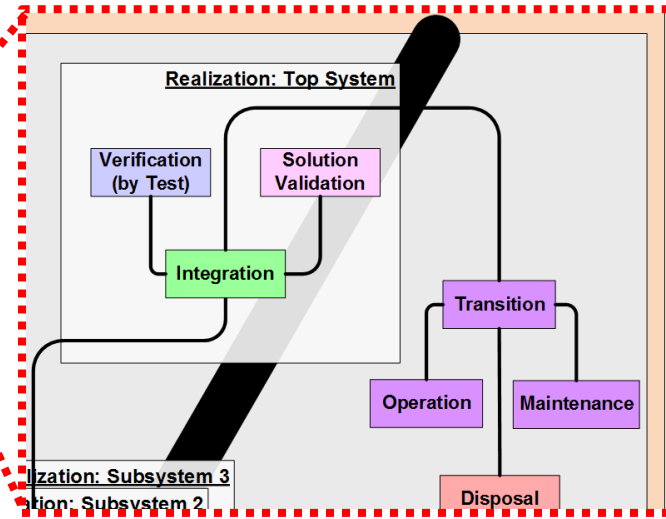
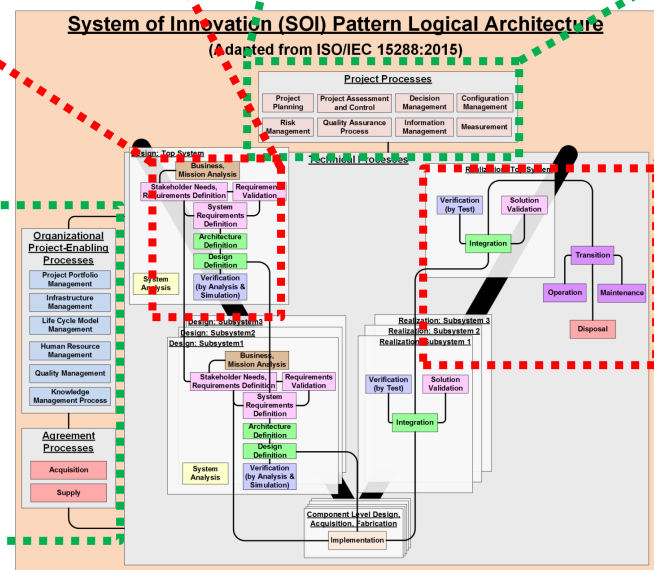
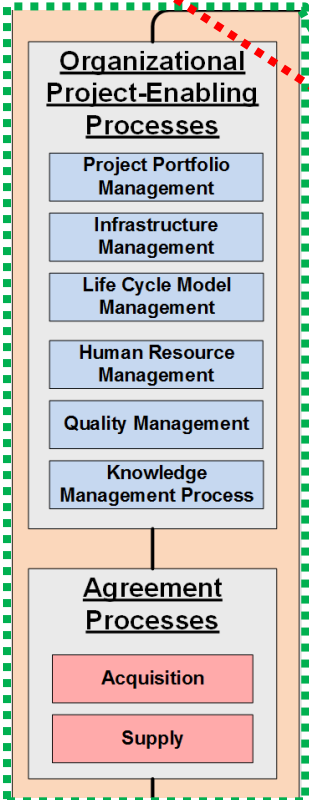


Potentially for any ISO 15288 processes:

- If there is a net benefit . . .
- Some more obvious than others.
- Covers the whole life cycle of systems.
- Basis of the INCOSE SE Handbook.
- Effectively a reference framework of “model purposes”

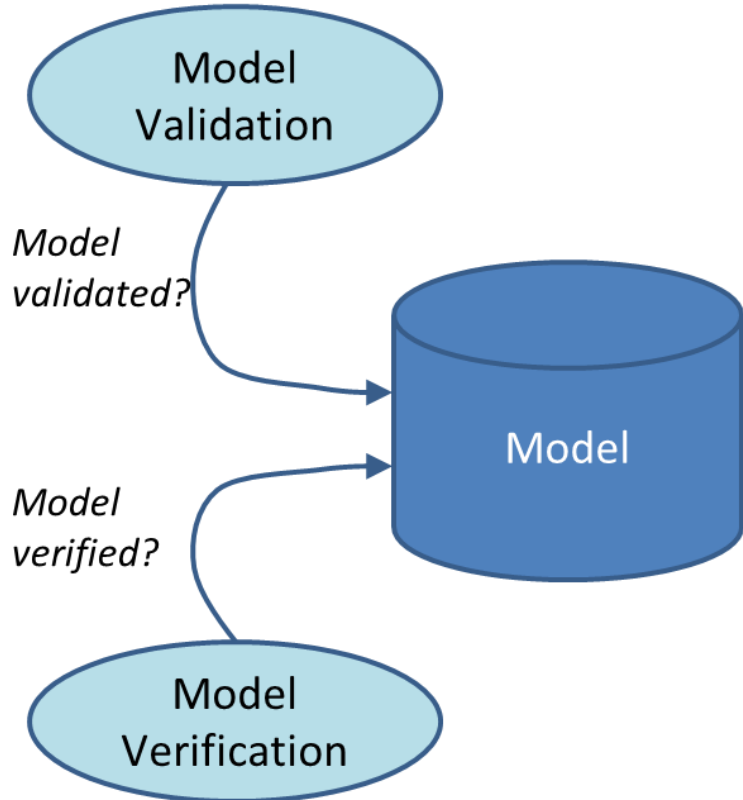


Many potential purposes for models



V&V of Models,
Per Emerging ASME Model V&V
Standards

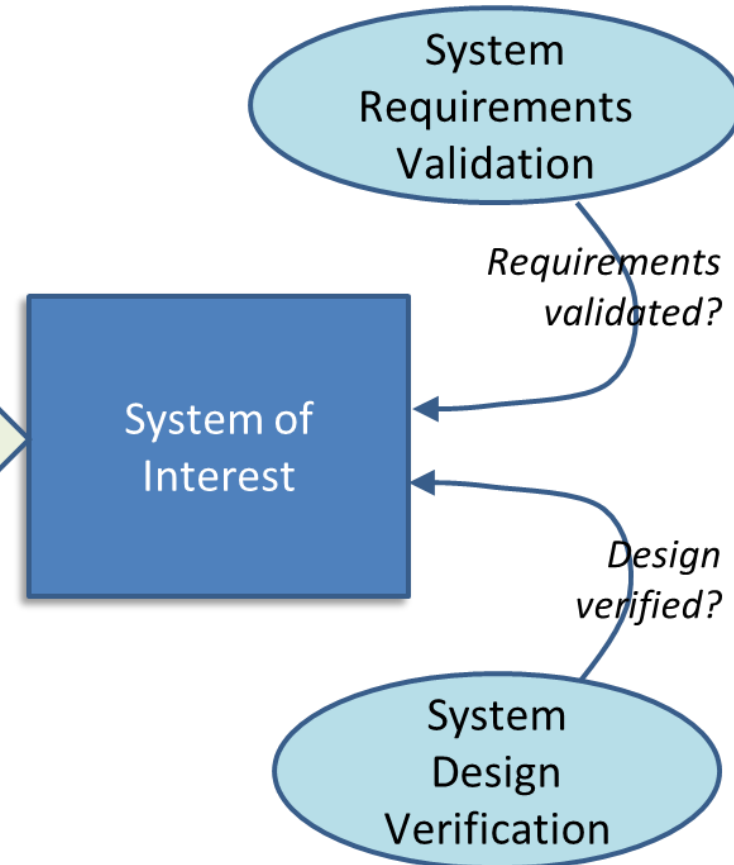
Does the Model adequately describe what it is intended to describe?



Does the Model implementation adequately represent what the Model says?

V&V of Systems,
Per ISO 15288 & INCOSE Handbook

Do the System Requirements describe what stakeholders need?




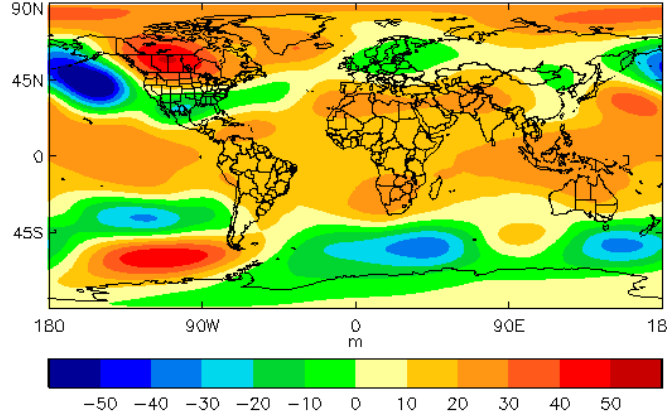
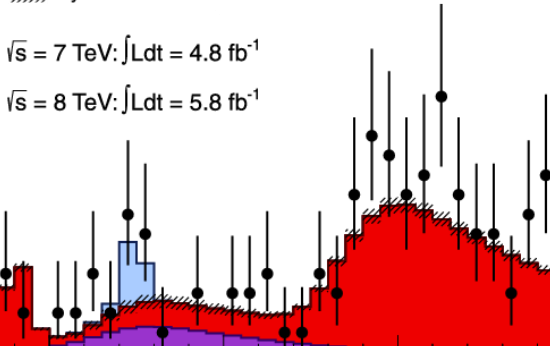



Does the System Design define a solution meeting the System Requirements?

Describes Some Aspect of

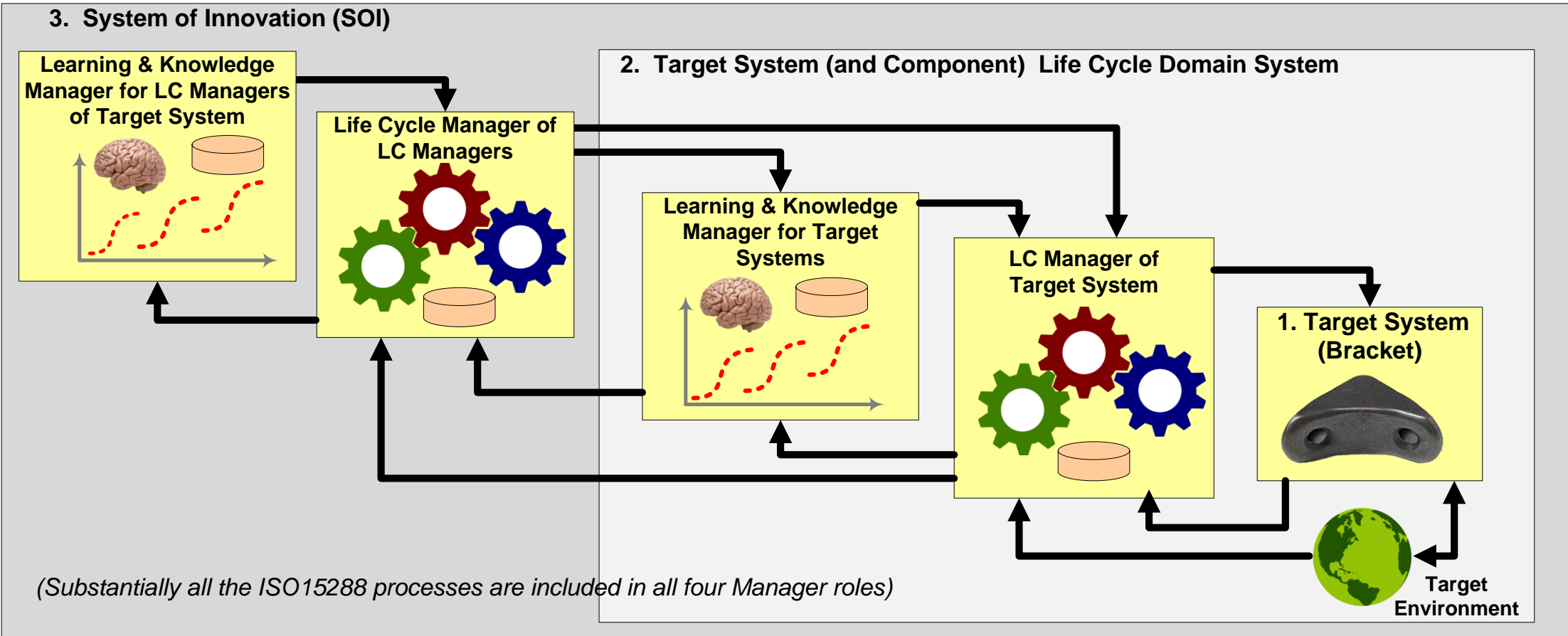
Don't forget: A model (on the left) may be used for system verification or validation (on the right!)

At the Heart of Physical Science: Model Verification, Validation, and Uncertainty Quantification (VVUQ)

<p>High-quality quantitative dataset</p>  <p>Tycho Brahe 1546-1601</p>	<p>Simplifying theory</p>  <p>Johannes Kepler 1571-1630</p>	<p>Deeper simplifying theory</p>  <p>Isaac Newton 1642-1727</p>	<p>Ensemble mean anomaly : 500 hpa height : Dec/Jan/Feb Issued September 2015</p> 	<p>● Data ■ Background ZZ^(*) ■ Background Z+jets, tt ■ Signal (m_H=125 GeV) ▨ Syst.Unc.</p> <p>ATLAS H→ZZ^(*)→4l</p> <p>$\sqrt{s} = 7 \text{ TeV}; \int \mathcal{L} dt = 4.8 \text{ fb}^{-1}$ $\sqrt{s} = 8 \text{ TeV}; \int \mathcal{L} dt = 5.8 \text{ fb}^{-1}$</p> 	 <p>ASSESSING THE RELIABILITY OF COMPLEX MODELS</p> <p>MATHEMATICAL AND STATISTICAL FOUNDATIONS OF VERIFICATION, VALIDATION, AND UNCERTAINTY QUANTIFICATION</p> <p>NATIONAL RESEARCH COUNCIL OF THE NATIONAL ACADEMIES</p>
--	--	--	--	--	---

Three centuries of scientific experience, with tremendous positive impact on the human condition.

The System of Innovation Pattern: Model VVUQ as a Proxy for Learning and Mutual Trust

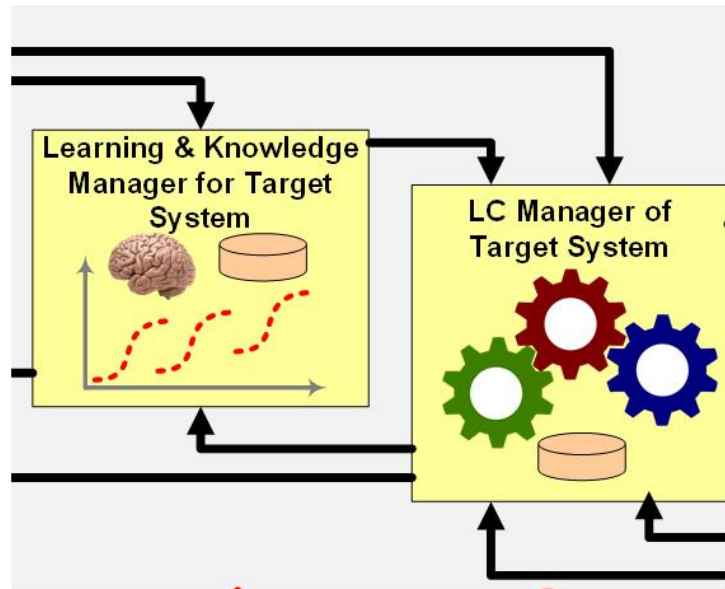


System 1: Target System, to be understood, designed, produced, supported, or otherwise life cycle managed.

System 2: Discovers, plans, designs, produces, operates, deploys, supports, otherwise manages life cycle of **System 1**.


System 3: Discovers, plans, designs, produces, operates, deploys, supports, otherwise manages life cycle of **System 2**.

Learning



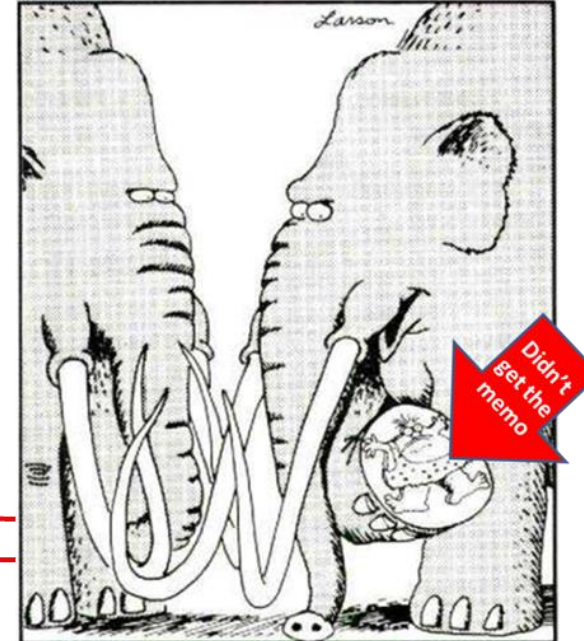
Executing

Copyright Gary Larson, *The Far Side*



"We should write that spot down."


Copyright Gary Larson, *The Far Side*



"Well, what the? ... I thought I smelled something."

"Lessons Learned?"

Economic Leverage of Model-Based Patterns: “What about what we already know?”



MBSE Wiki


WE SET THE STANDARD

Search

Recent Changes Media Manager Sitemap

Trace: • [patterns](#) <https://www.omgwiki.org/MBSE/doku.php?id=mbse:patterns:patterns>

INCISE/OMG MBSE Patterns Working Group

The MBSE Patterns Working Group (formerly the Pattern-Based Systems Engineering (PBSE) Challenge Team) is a component of the INCISE/OMG Model-Based Systems Engineering (MBSE) Initiative (<http://www.omgwiki.org/MBSE/doku.php>). The approved  [INCISE Working Group Charter](#) is a 2016 update of the original 2013 team INCISE/OMG charter. The base INCISE working group page for the MBSE Patterns Working Group is found here: <http://www.incise.org/ChaptersGroups/WorkingGroups/transformational/mbse-patterns>.

1. Purpose:
 - 1.1. Conceptual Summary:

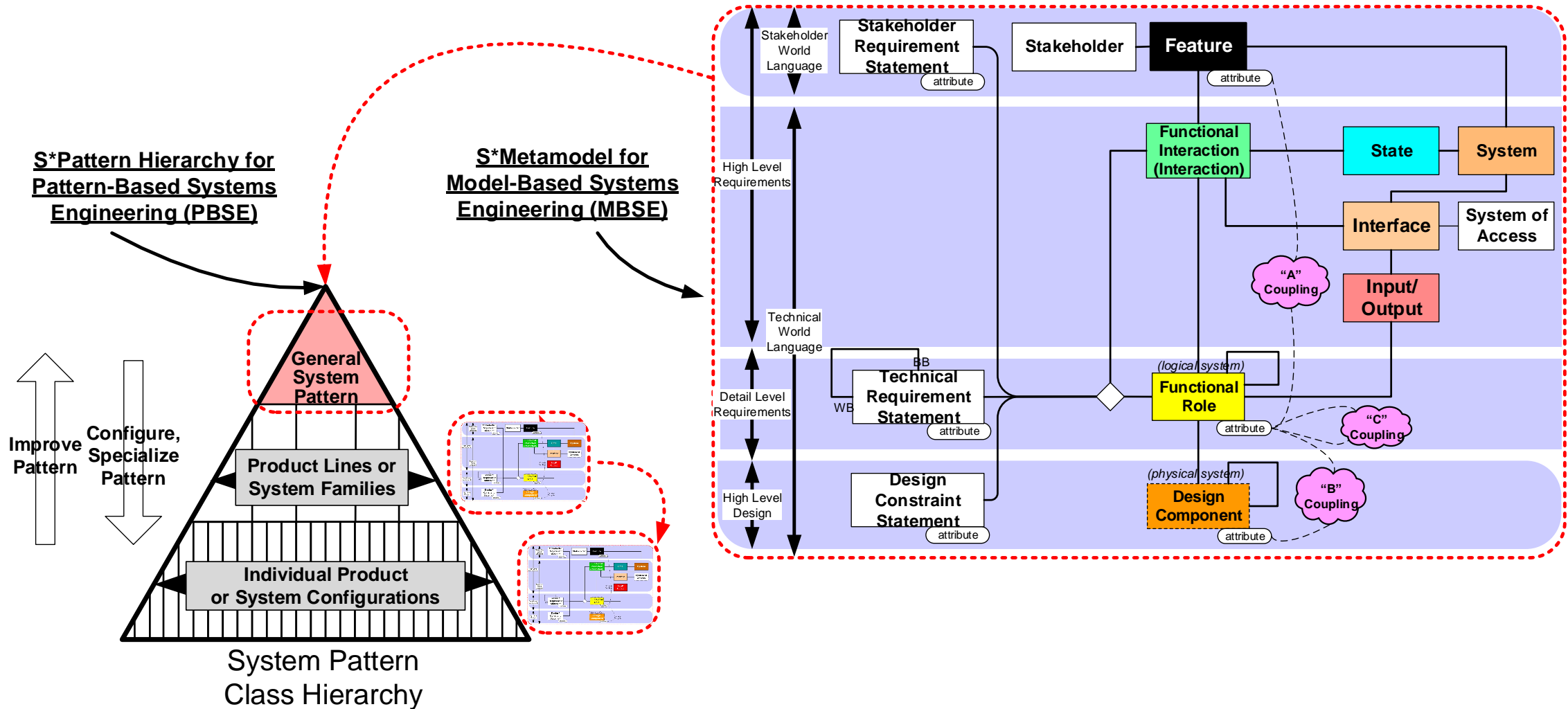
As used here, System Patterns are configurable, re-usable System Models that would otherwise be like those expected and found in the practice of MBSE (not limited to, but including, SysML models). Through the availability and use of System Patterns, the outcomes targeted by MBSE models are made more accessible, in terms of ease (and skill) of generation and use, associated modeling cost, schedule, risk, completeness, and consistency, etc. Over time, System Patterns become points of accumulation of organizational learning and expertise. Because they are configurable and re-usable models of families or classes of systems, model-based System Patterns involve some additional methods and disciplines that extend the ideas of MBSE (e.g., Pattern Management, Configuration Rules, model minimality, etc.).

mbse:patterns:patterns

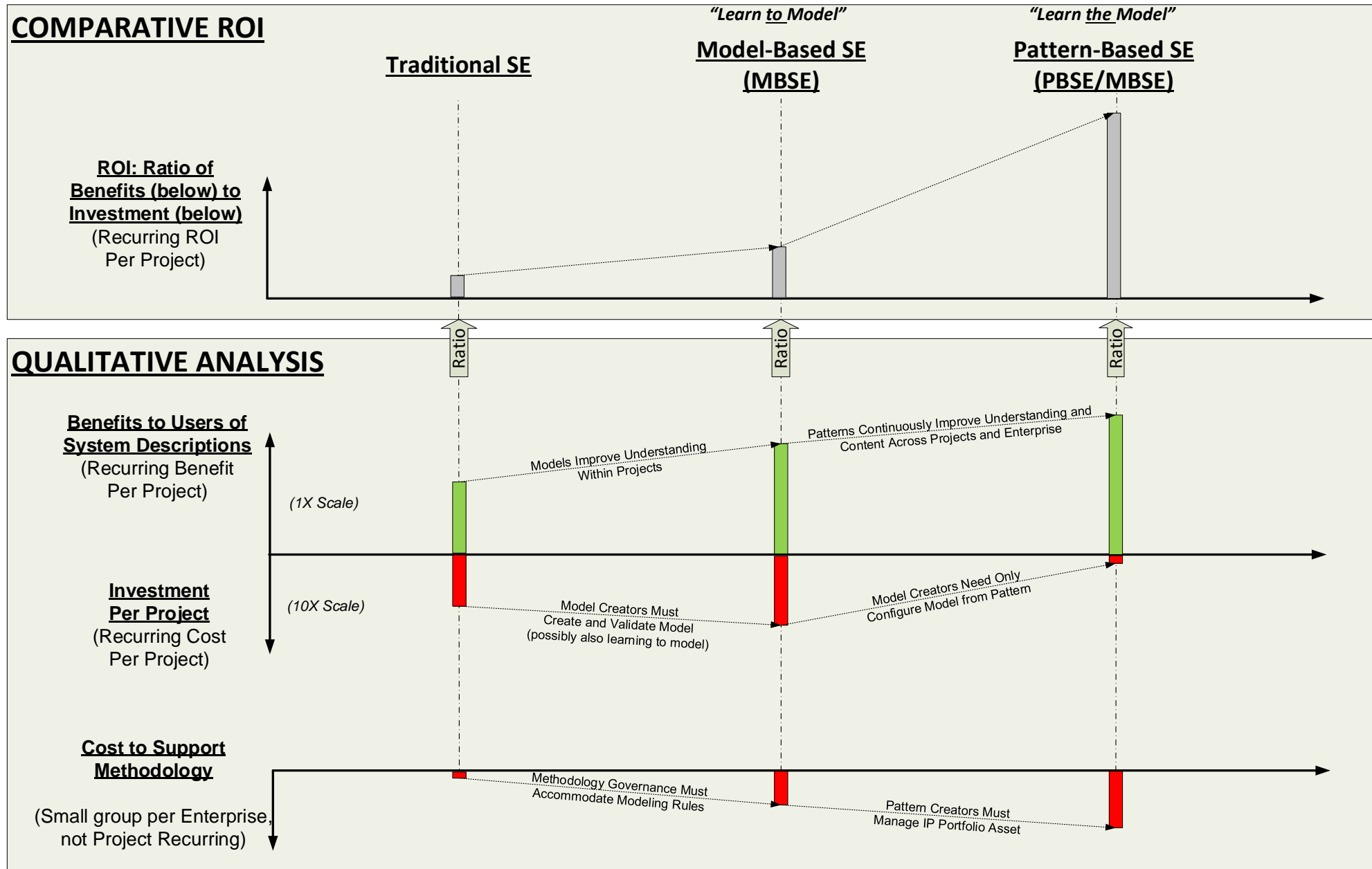
Table of Contents

- ◆ [INCISE/OMG MBSE Patterns Working Group](#)
- ◆ [Schedule](#)
- ◆ [Project Working Pages](#)
- ◆ [Team Members](#)
- ◆ [References and Download Links](#)

Economic Leverage of Model-Based Patterns



Economic Leverage of Model-Based Patterns



3. Two Decades of Related Progress on Related Methods and Standards

- 3.1 System V&V versus Model V&V, Model VVUQ for Trustable Models, Physics-Based Models, Data-Driven Models, Hybrid Models, Tools, History
- 3.2 Decades of Advancement in the Discipline of Trustable Computational Modeling in Critical Domains: Supporting Mathematics, Sandia, NASA, ASME Committees,
- 3.3 Collaboration by Regulatory, Engineering Society, and Enterprise Players: Introduction to Underlying Model VVUQ Discipline, Guides, Standards, Examples

3. Schindel, Mahadevan, Schindel

3.1 System V&V versus Model V&V, Model VVUQ for Trustable Models, Physics-Based Models, Data-Driven Models, Hybrid Models, Tools, History



0 Items - £0.00 [Forgotten password?](#)

Home About Join NWC19 Events E-learning Professional Development Resources Members Contact

you are here [advanced search](#)

NWC 2019

NAFEMSWORLDCONGRESS 2019

incorporating **spdm** INTERNATIONAL CONFERENCE Simulation Process & Data Management

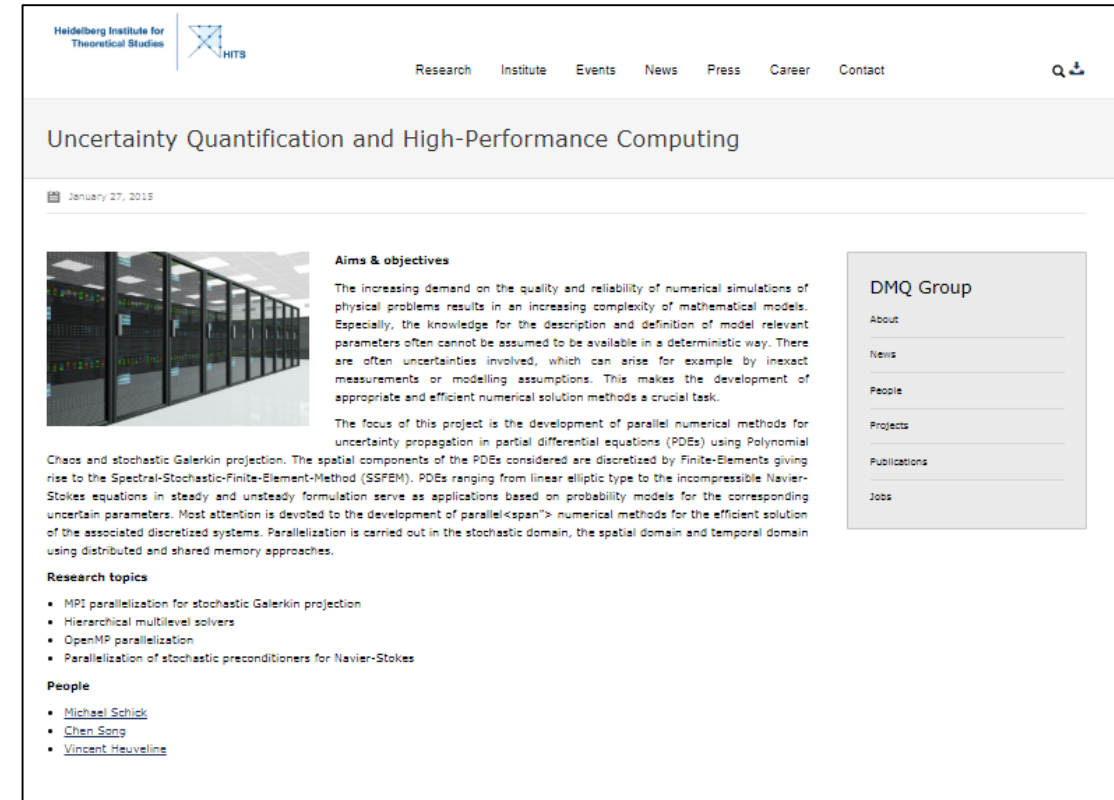
17-20 JUNE
Quebec City - Canada
Be a Part of It
nafems.org/congress


We are NAFEMS
NAFEMS is the International Association for the Engineering Modelling, Analysis and Simulation Community. We focus on the practical application of numerical engineering simulation techniques such as the Finite Element Method for Structural Analysis, Computational Fluid Dynamics, and Multibody Simulation.

NAFEMS 18 France Conference
Simulation numérique : moteur de performance
état de l'art - pratiques - tendances - impact industriel
November 14-15, Paris

NAFEMS Email Updates
Stay up to date with our technology updates, events, special offers, news, publications and training

[SEE AGENDA >](#)




Heidelberg Institute for Theoretical Studies 

Research Institute Events News Press Career Contact

Uncertainty Quantification and High-Performance Computing

January 27, 2019



Aims & objectives
The increasing demand on the quality and reliability of numerical simulations of physical problems results in an increasing complexity of mathematical models. Especially, the knowledge for the description and definition of model relevant parameters often cannot be assumed to be available in a deterministic way. There are often uncertainties involved, which can arise for example by inexact measurements or modelling assumptions. This makes the development of appropriate and efficient numerical solution methods a crucial task.

The focus of this project is the development of parallel numerical methods for uncertainty propagation in partial differential equations (PDEs) using Polynomial Chaos and stochastic Galerkin projection. The spatial components of the PDEs considered are discretized by Finite-Elements giving rise to the Spectral-Stochastic-Finite-Element-Method (SSFEM). PDEs ranging from linear elliptic type to the incompressible Navier-Stokes equations in steady and unsteady formulation serve as applications based on probability models for the corresponding uncertain parameters. Most attention is devoted to the development of parallel k -span 2 numerical methods for the efficient solution of the associated discretized systems. Parallelization is carried out in the stochastic domain, the spatial domain and temporal domain using distributed and shared memory approaches.

Research topics

- MPI parallelization for stochastic Galerkin projection
- Hierarchical multilevel solvers
- OpenMP parallelization
- Parallelization of stochastic preconditioners for Navier-Stokes

People

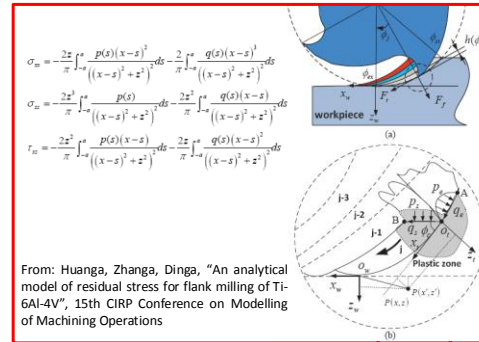
- [Michael Schick](#)
- [Chen Song](#)
- [Vincent Heuveline](#)

DMQ Group

- [About](#)
- [News](#)
- [People](#)
- [Projects](#)
- [Publications](#)
- [Jobs](#)

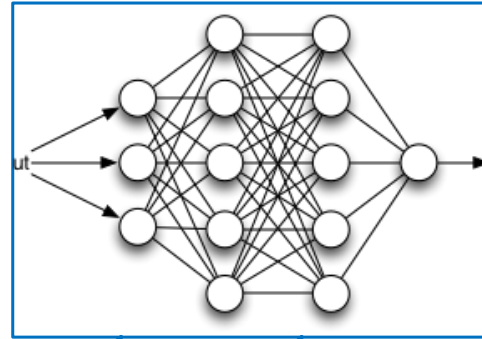
Physics-Based Model

- Predicts the external behavior of the System of Interest, visible externally to the external actors with which it interacts.
- Models internal physical interactions of the System of Interest, and how they combine to cause/explain externally visible behavior.
- Model has both external predictive value and phenomena-based internal-to-external explanatory value.
- Overall model may have high dimensionality.



Data Driven Model

- Predicts the external behavior of the System of Interest, visible to the external actors with which it interacts.
- Model intermediate quantities may not correspond to internal or external physical parameters, but combine to adequately predict external behavior, fitting it to compressed relationships.
- Model has external predictive value, but not internal explanatory value.
- Overall model may have reduced dimensionality.



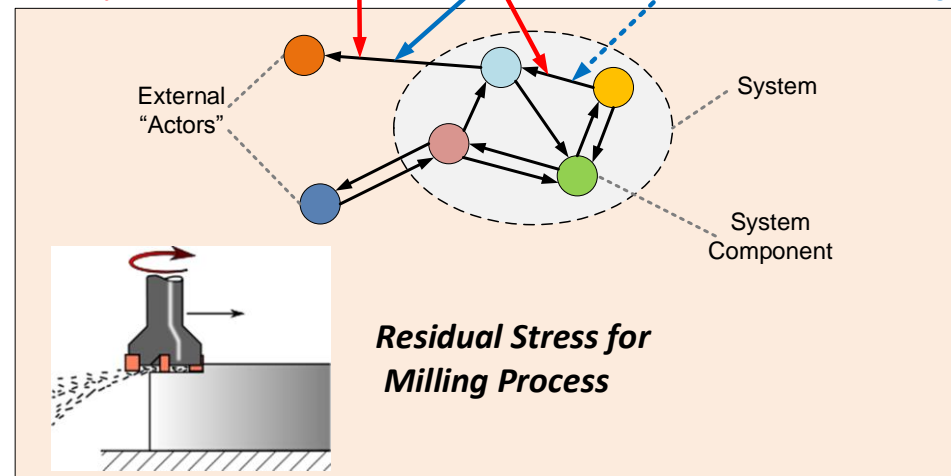
- Physical scientists and phenomena models from their disciplines can apply here.
- The hard sciences physical laws, and how they can be used to explain the externally visible behavior of the system of interest.

predicts, explains

predicts

optional

- Data scientists and their math/IT tools can apply here (data mining, pattern extraction, cognitive AI tooling).
- Tools and methods for discovery / extraction of recurring patterns of external behavior.



Real System Being Modeled

3.2 Decades of Advancement in the Discipline of

3.2 Trustable Computational Modeling in Critical Domains: Supporting Mathematics, Sandia, NASA, ASME Committees, Research

3.2 Professor Mahadevan



VANDERBILT
UNIVERSITY

Building Trust in Computational Models: Supporting Mathematics and Activities

Sankaran Mahadevan

Vanderbilt University, Nashville, TN

**INCOSE GLRC 2018 Conference
October 17, 2018**



Multidisciplinary Graduate Program

Degrees

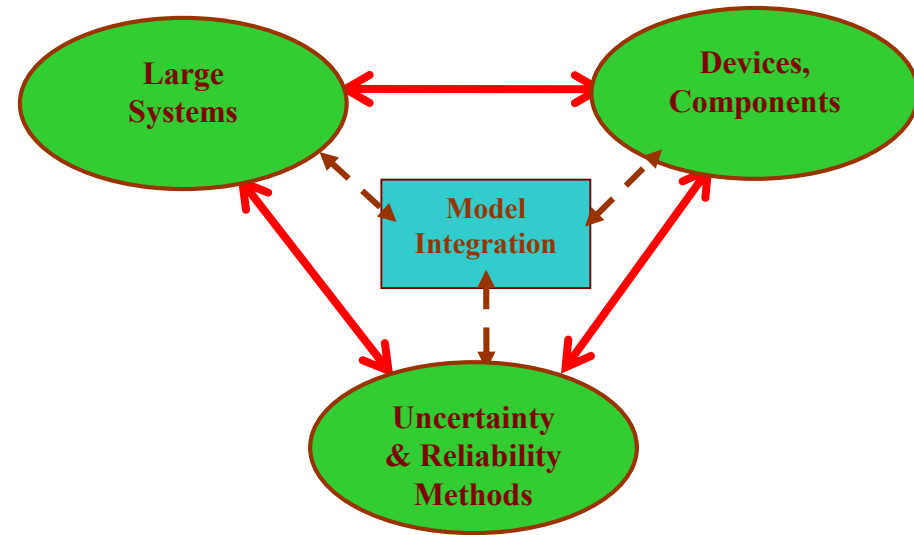
- Ph.D.
- M. Eng. (1 year)

Educational and Research Themes

- Multidisciplinary integration
- Modeling and simulation
- Economic, legal, regulatory, and social perspectives

Cross-cutting methodologies

- Uncertainty quantification
- Risk quantification
- Decision-making under uncertainty



Participants

- 60 students (48 Ph.D., 12 M.S.) since 2001
- 20 professors (Engineering, Math, Economics, Business, Psychology, Medicine)

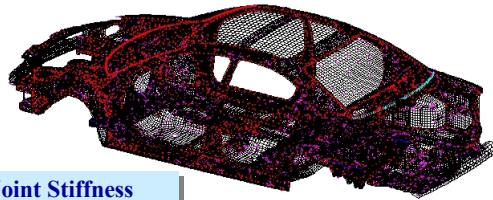
Risk, Reliability and Resilience

Multidisciplinary focus groups (Mahadevan)



- Mechanical systems reliability & durability
- Structural health monitoring
- Uncertainty quantification
- Model verification and validation
- Decision-making under uncertainty
- System of systems


Mechanical Systems: UQ & Reliability



Joint Stiffness Degradation



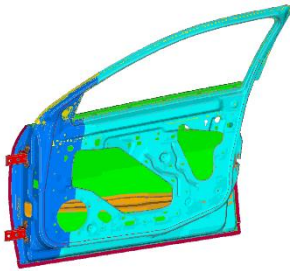
Corrosion Fatigue and Multiple Site Damage of Aging Aircraft



Reusable launch vehicle effort requires advanced computing resources

By Leo Varricchio

Space Vehicle Multidisciplinary Design

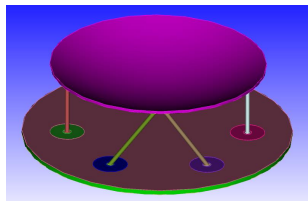



Door Closing Effort, Wind Noise


Helicopter Rotor Components Fatigue and Fracture



Creep Fatigue in Engine Structures



Space telescope mirror test planning




Health monitoring – TPS panels

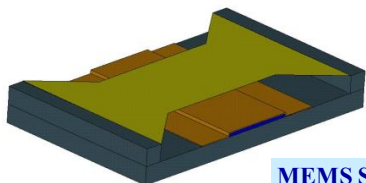
Railroad wheel failure analysis



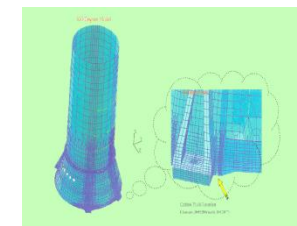
Health Monitoring of concrete in NPPs



Nuclear waste engineered barriers durability



MEMS Switch multi-physics, multi-scale modeling



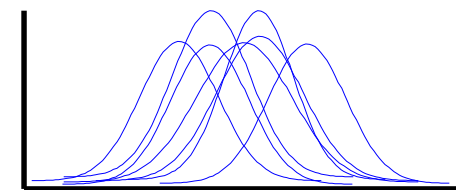
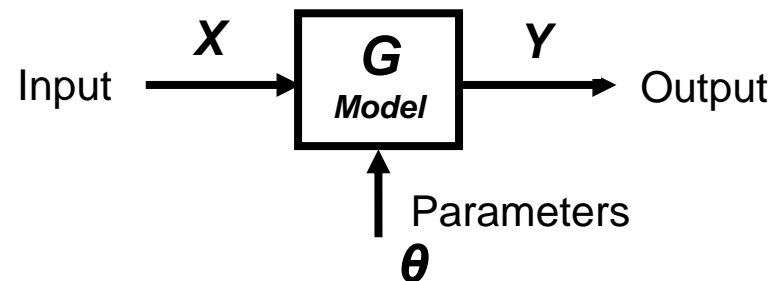
Solid Rocket Booster Skirt

Sources of Uncertainty in Model Prediction

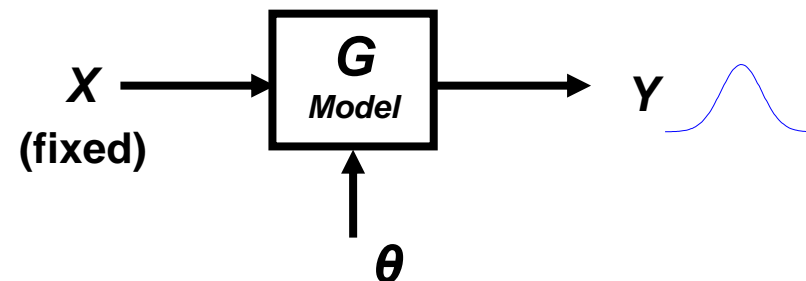


VANDERBILT
UNIVERSITY

- Natural Variability (Aleatory)
 - Variation across
 - Samples → Random variables
 - Time → Random processes
 - Space → Random fields
- Input uncertainty (Epistemic)
 - Sparse data
 - Imprecise and qualitative data
 - Measurement errors
 - Processing errors
- Model uncertainty (Epistemic)
 - Model parameters → Calibration
 - Solution approximation → Verification
 - Model form → Validation



Multiple PDFs of input X

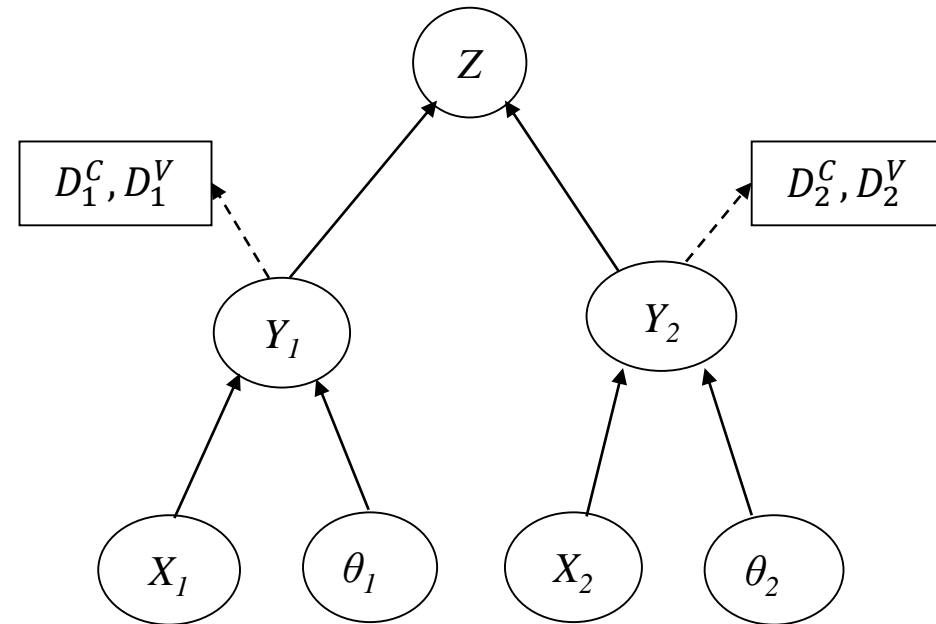


What is UQ?



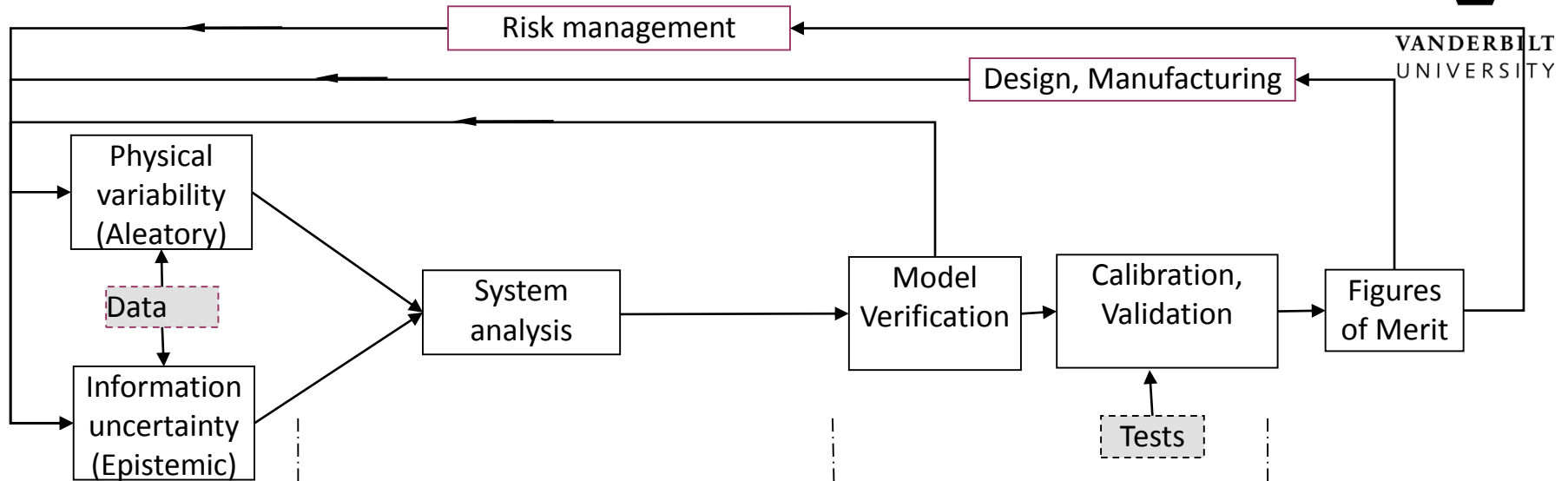
VANDERBILT
UNIVERSITY

- Information at multiple levels
 - Inputs
 - Parameters
 - Model errors
 - Outputs
- Heterogeneous information
 - Multiple sources, formats
 - Multiple physics, scales
 - Data from related systems
 - Multiple activities



- How to fuse **ALL** available information to quantify uncertainty in system-level prediction? → **Comprehensive UQ**

UQ and Decision-Making



1. Input uncertainty quantification

- Natural variability
- Data uncertainty
 - Sparse data
 - Interval data
 - Errors/omissions
 - Qualitative

2. Uncertainty propagation

- Physics-based models
- Data-driven models
- Surrogate / reduced models
- Multi-scale models
- Multi-disciplinary models
- Sensitivity analysis

3. Model uncertainty quantification

- Error estimation
- Calibration
- Validation
- Extrapolation

4. Decision under Uncertainty

- Reliability, robustness
- Multi-level
- Multi-objective
- Multi-stage


Bayes' Theorem



- Theorem of Total Probability

$$P(A) = \sum_{i=1}^n P(A | E_i) P(E_i)$$

(Events E_i are mutually exclusive and collectively exhaustive)



- Bayes theorem

$$P(A | B) = \frac{P(B | A) P(A)}{P(B)}$$



$$P(E_i | A) = \frac{\overset{\text{likelihood}}{P(A | E_i)} \overset{\text{prior}}{P(E_i)}}{\underset{\text{normalizing constant}}{P(A)}}$$

- In terms of probability densities (continuous variables):

- θ : parameter to be updated
- \mathbf{D} : experimental data
- $\text{Pr}(\mathbf{D}|\theta)$: likelihood function of θ
- $\pi(\theta)$: prior PDF of θ
- $\pi(\theta|\mathbf{D})$: posterior PDF of θ

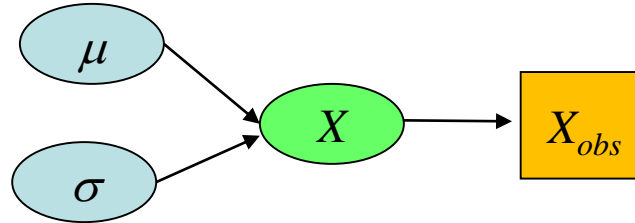
$$\pi(\theta | \mathbf{D}) = \frac{\text{Pr}(\mathbf{D} | \theta) \pi(\theta)}{\int \text{Pr}(\mathbf{D} | \theta) \pi(\theta) d\theta}$$

Three types of updating



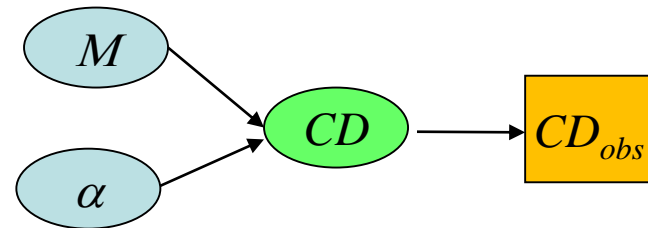
VANDERBILT
UNIVERSITY

- Distribution parameters of a random variable



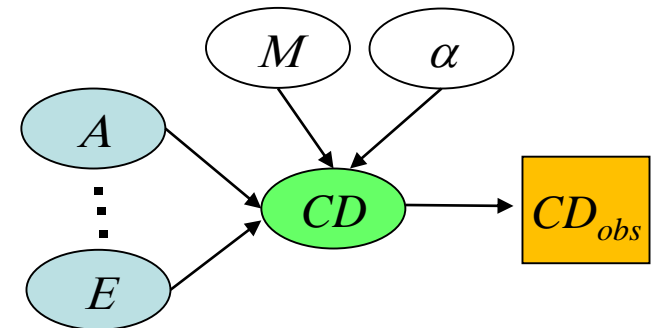
- Distributions of model inputs

$$CD = 0.05 - 0.015 * M + 4.0e-004 * \alpha - 7.04e-004 * M * \alpha + 1.45e-003 * M^2 + 4.6e-004 * \alpha^2$$



- Distributions of model coefficients
(Bayesian regression)

$$CD = 0.05 - A * M + B * \alpha - C * M * \alpha + D * M^2 + E * \alpha^2$$

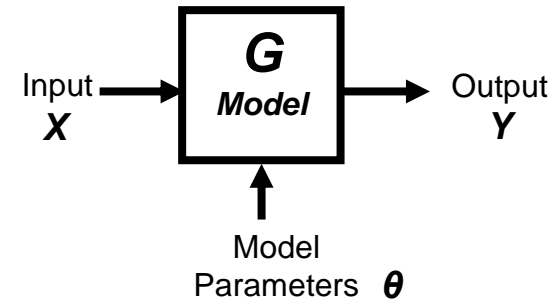


Epistemic Uncertainty: Bayesian view



VANDERBILT
UNIVERSITY

$$Y = G(X, \theta) + \varepsilon_M$$
$$\varepsilon_M = \varepsilon_{mf} + \varepsilon_{num}$$



- Input Uncertainty

- Unknown value of deterministic input X
- Distribution type D and parameters p of aleatory $X \sim D(p)$
 - Uncertainty in D and p represented by probability distributions

Data
collection

- Model Uncertainty

- System model parameters θ
 - Uncertainty represented by probability distributions
- Model form of G
 - Model form error ε_{mf}
 - Validation metric
- Numerical solution errors ε_{num} in G
 - Discretization error (quantified using convergence study)
 - Surrogate model error (by-product of surrogate model building)

Calibration

Validation

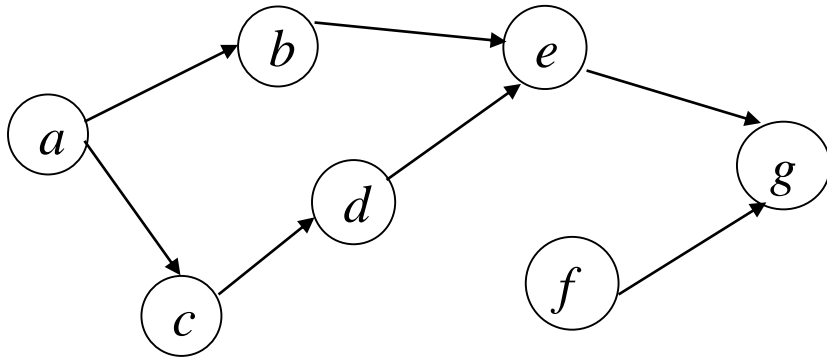
Verification

- **Uncertainty/error terms represented through probability distributions**

Bayesian network



VANDERBILT



a, b, \dots component nodes
(variables)

g – system-level output

U - set of all nodes $\{ a, b, \dots, g \}$

Joint PDF of all variables

$$\pi(U) = \pi(a) \times \pi(b|a) \times \pi(c|a) \times \pi(d|c) \times \pi(e|b, d) \times \pi(f) \times \pi(g|e, f)$$

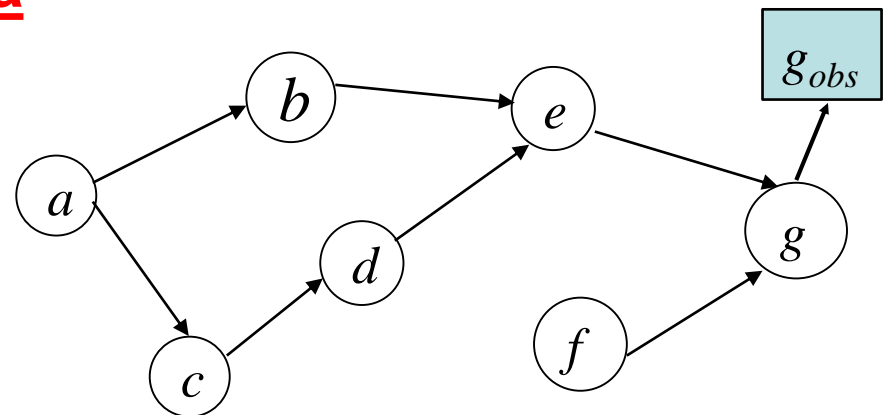
PDF of final output g

$$\pi(g) = \int \pi(U) da db \dots df$$

Data

With new observed data m

$$\pi(U, m) = \pi(U) \times \pi(m|b)$$




Data at multiple levels of complexity



VANDERBILT
SITY


Foam

Level 0




Material
characterization


Joints




Level 1




Component level



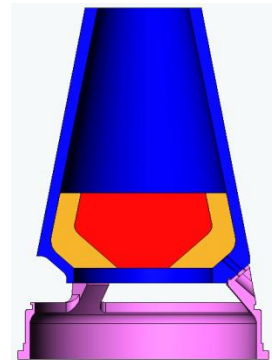
Level 2



Sub-system
level



**System
level**



Predict peak
acceleration of
mass under
impact load

Hardware data and photos courtesy of Sandia National Laboratories

System complexity **Increases**

Sources of uncertainty **Increase**

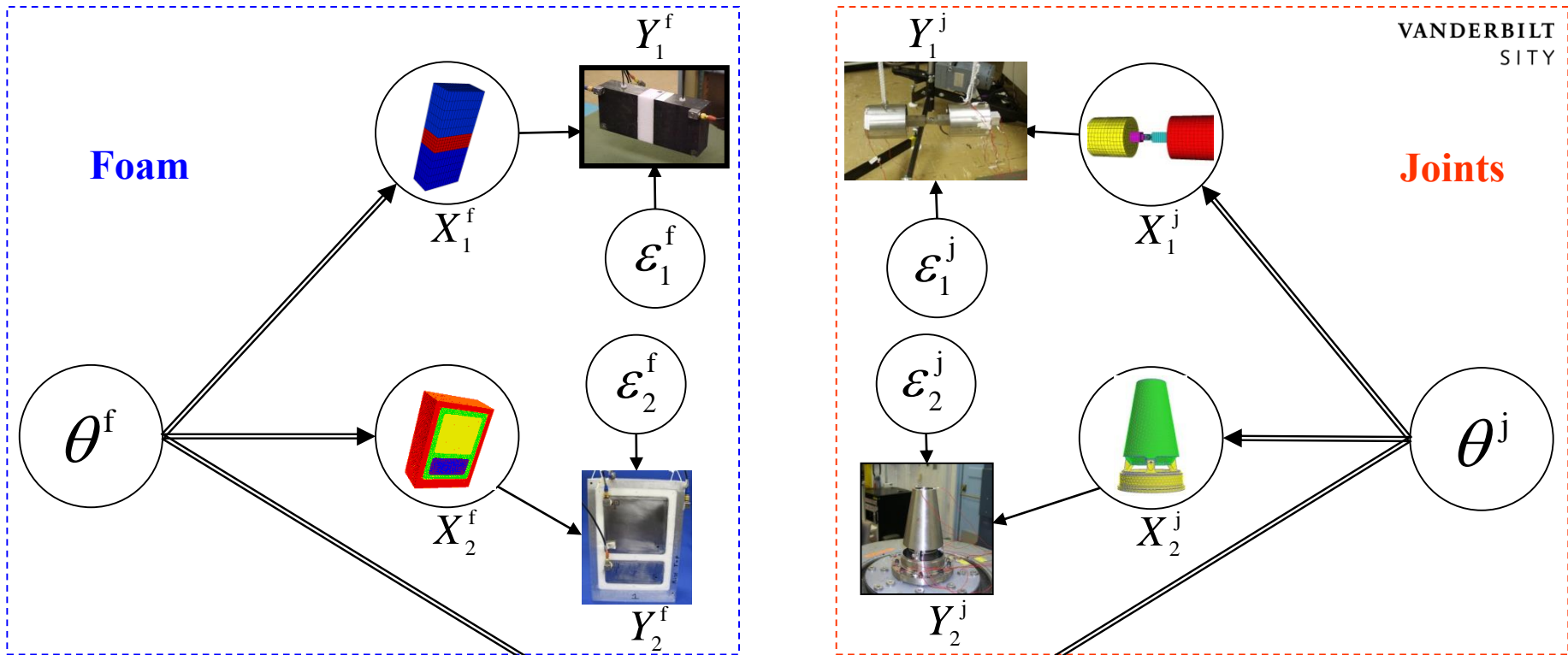
Amount of real data **Decreases**

Urbina et al,
RESS, 2011

Bayesian Network for Information Fusion



VANDERBILT
SITY



- Calibration, verification, validation at each level
- Relevance of each level to system
- System prediction uncertainty

Y = Experimental data
 X = FEM prediction
 1 - Level 1
 2 - Level 2
 S - System

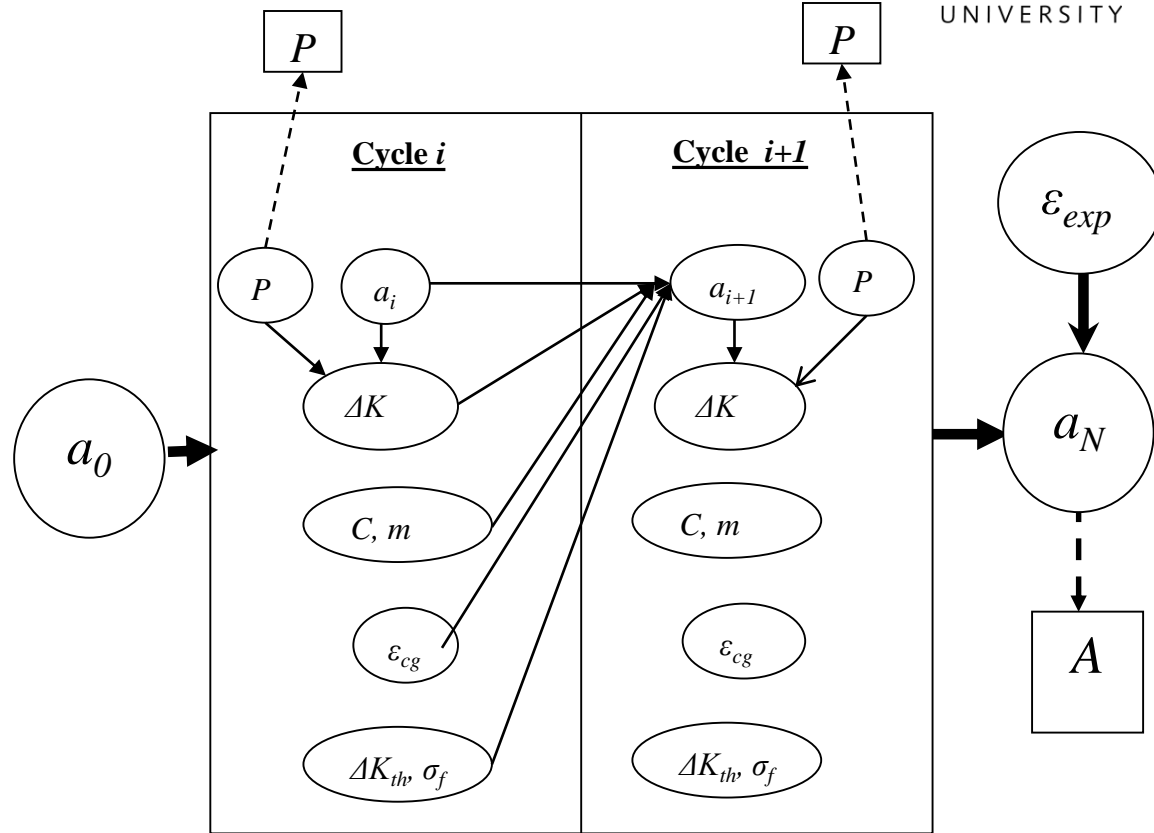
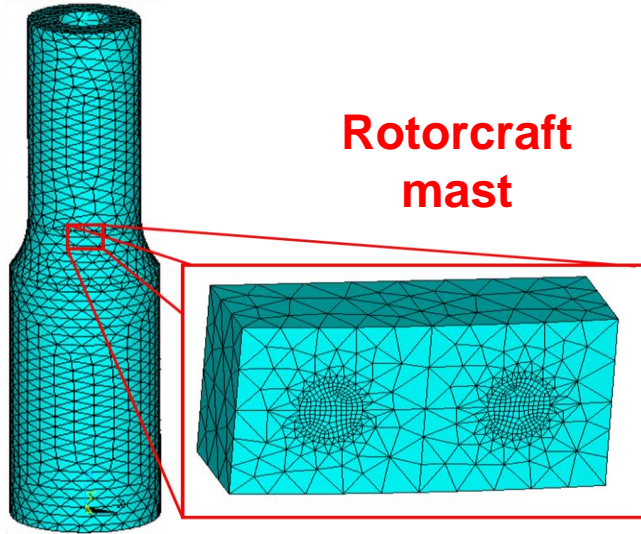
□ Data node
 ○ Stochastic node

Crack growth prediction

-- Multiple models, time series data



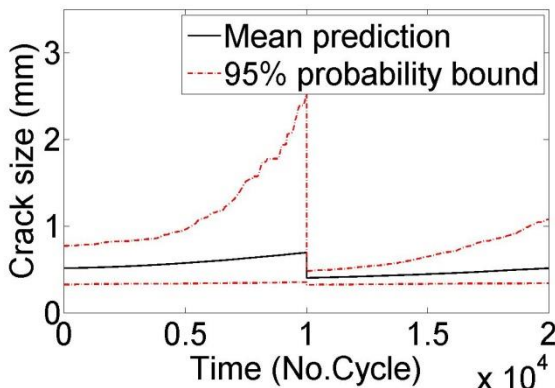
VANDERBILT
UNIVERSITY



**Dynamic
Bayes Net**

Include SHM data

- Loads monitoring
- Inspection



Overall Crack Growth UQ

Sankararaman et al, EFM, 2011
Ling & Mahadevan, MSSP, 2012

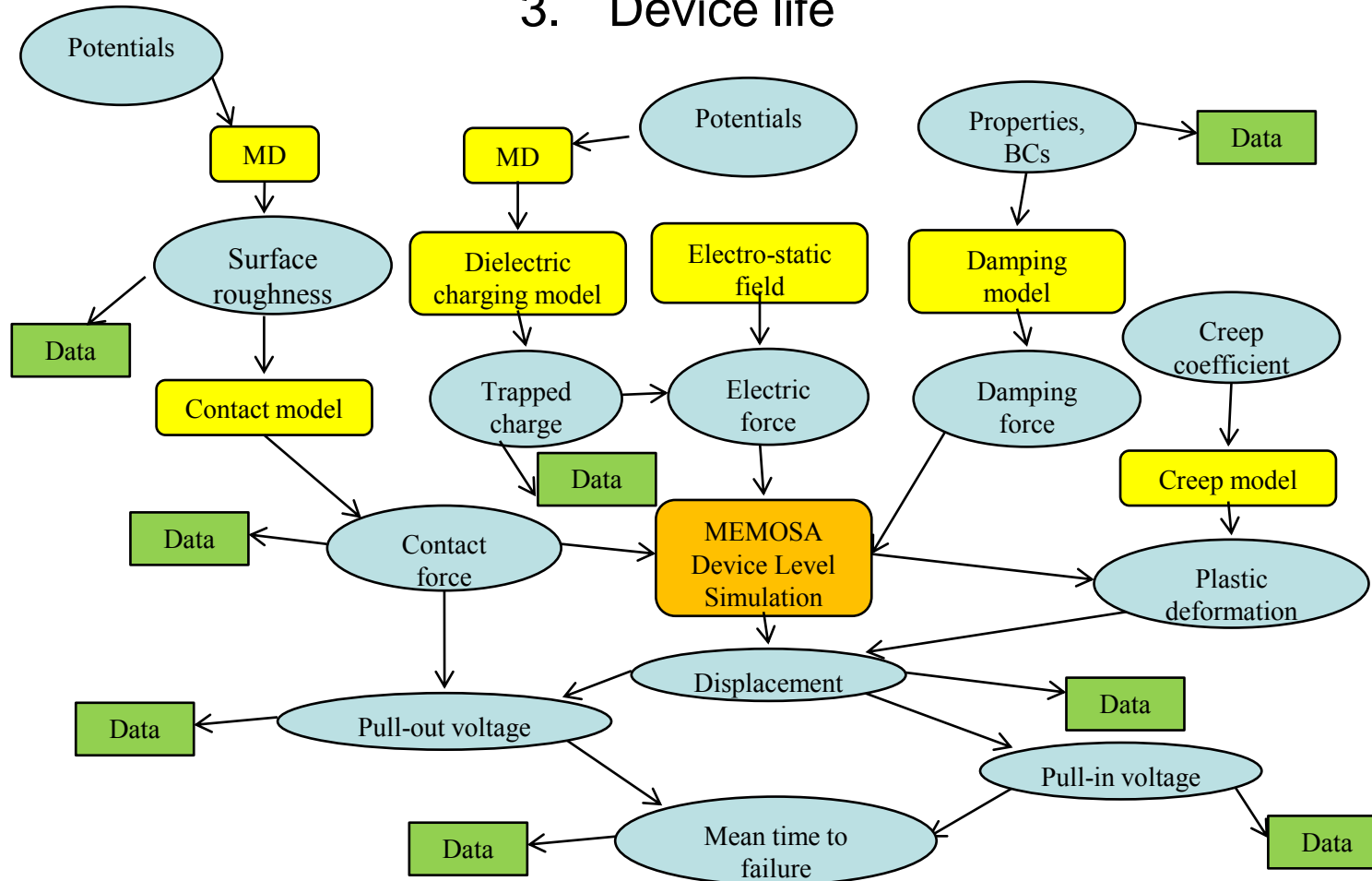
Bayesian Network for MEMS UQ



VANDERBILT
UNIVERSITY

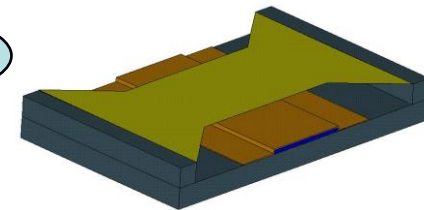
Prediction goals

1. Gap vs. voltage
2. Pull-in and pull-out voltage
3. Device life



Multiple Physics

1. Elasticity
2. Creep
3. Contact
4. Gas damping
5. Electrostatics

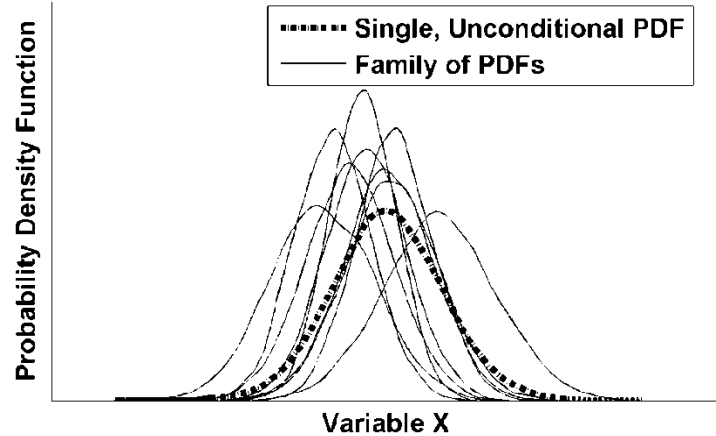


RF MEMS Switch
Purdue PSAAP

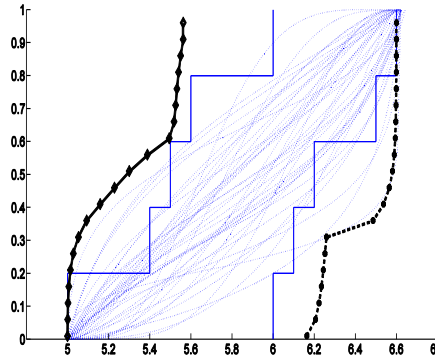
Input Uncertainty



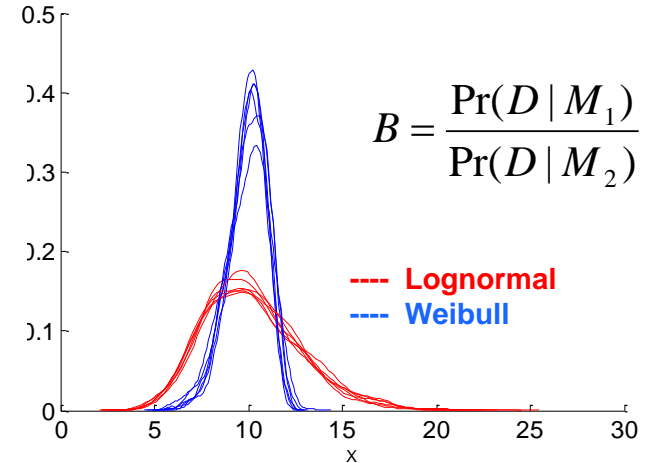
Parametric approaches



Family of PDFs



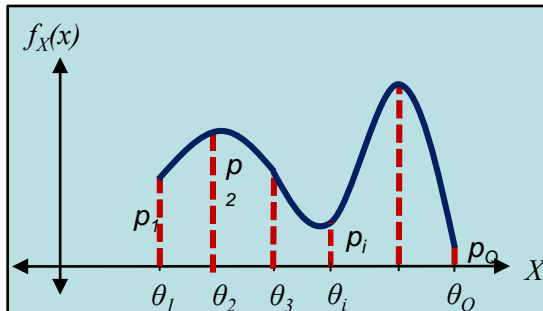
Johnson family



Competing PDF types

$$B = \frac{\Pr(D | M_1)}{\Pr(D | M_2)}$$

Non-parametric approach



$$L(P) \propto \left(\prod_{i=1}^m f_X(x_i | P) \right) \left(\prod_{i=1}^n \int_{a_i}^{b_i} f_X(x | P) dx \right) \quad \text{Likelihood}$$

$$f(P) = \frac{L(P)}{\int L(P)} \quad \text{Parameter PDF}$$

$$f(x) = \int f(x | P) f(P) dP \quad \text{Unconditional PDF}$$

Quantify relative contributions of aleatory and epistemic uncertainty sources



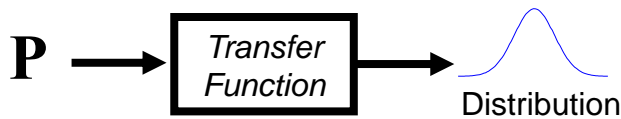
Sankararaman & Mahadevan, RESS, 2012
Sankararaman & Mahadevan, MSSP, 2012

Handling epistemic uncertainty



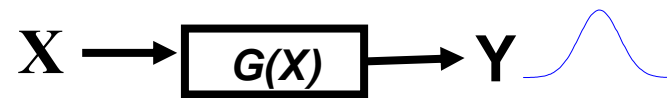
VANDERBILT
UNIVERSITY

- Data uncertainty



Stochastic mapping

- Model uncertainty

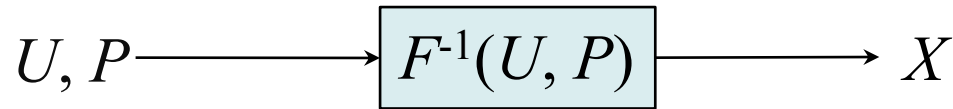


Stochastic mapping

- Introduce auxiliary variable U (0, 1)

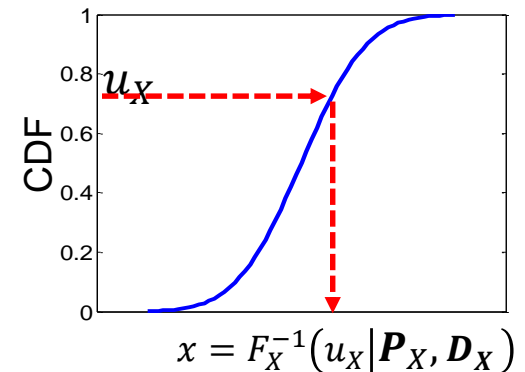
Sankararaman & Mahadevan, RESS, 2013

$$U = \int_{-\infty}^X f_X(x|P) dx$$



One-to-one mapping

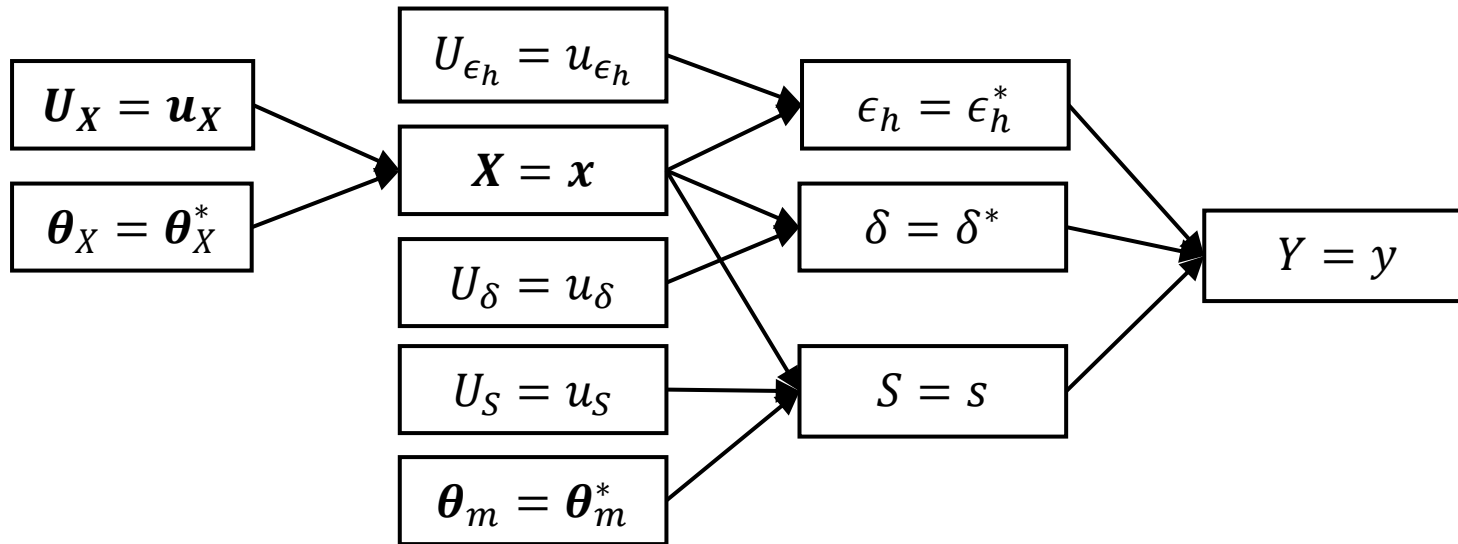
- Uncertainty aggregation
 - Can include aleatory & epistemic sources at same level
- Global sensitivity analysis
 - Can include aleatory & epistemic sources at same level



Dimension Reduction: Sensitivity Analysis



VANDERBILT
UNIVERSITY



- Deterministic function for GSA:
 - $Y = F(\theta_X, U_X, \theta_m, U_S, U_{\epsilon_h}, U_\delta)$
- Auxiliary variables introduced for
 - Variability in input X
 - Model form error $\delta(X)$
 - Discretization error $\epsilon_h(X)$
 - Surrogate uncertainty in $S(\theta_m, X)$



Sobol indices

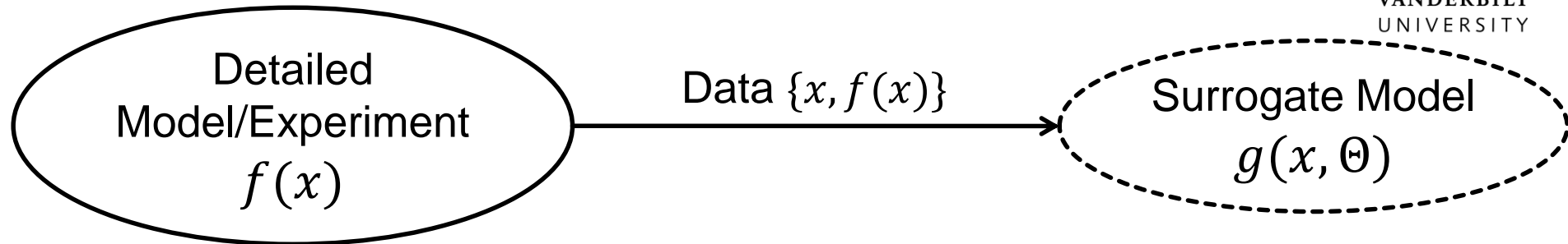
$$S_i = \frac{V(E(Y|X_i))}{V(Y)}$$
$$S_i^T = 1 - \frac{V(E(Y|X_{-i}))}{V(Y)}$$

Li & Mahadevan, IJF, 2016

Surrogate Modeling



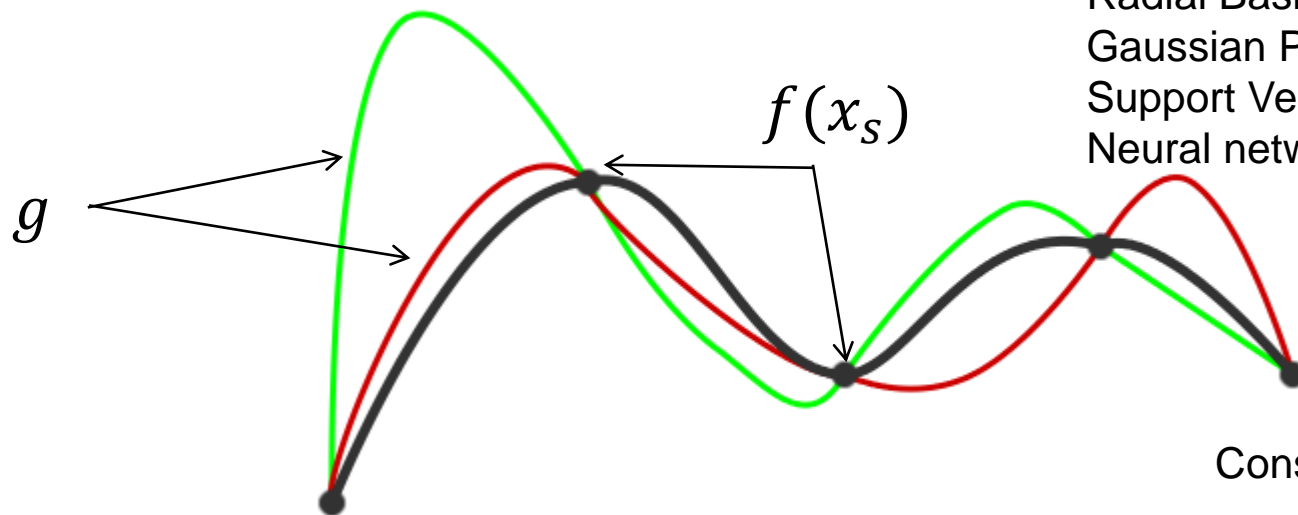
VANDERBILT
UNIVERSITY



- ❖ Uncertainty quantification of the output
- ❖ Multiple runs of expensive system analysis
- ❖ Unknown functional form

- ❖ Inexpensive to evaluate at any location
- ❖ Examples:

Polynomial Chaos Expansion
Radial Basis Function
Gaussian Process Model
Support Vector Machine
Neural network

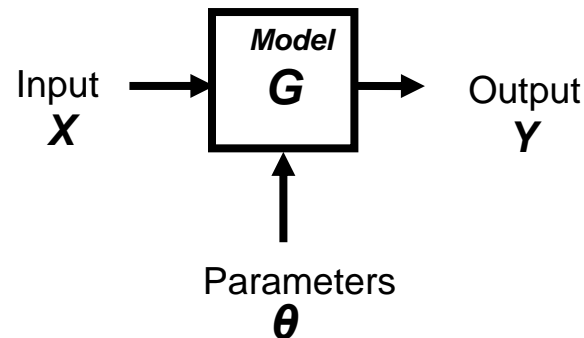


Consistent Reconstruction
 $g(x_s) = f(x_s)$

Model Uncertainty

Activities

- Model Verification → Did you solve the equation correctly?
- Model Validation → Did you solve the correct equation?
- Model Calibration
- Model Selection



- How to perform these activities?
- How to integrate the results of all these activities to quantify uncertainty in system-level prediction?

Code verification

- Method of manufactured solutions
- Code to code comparisons

Solution verification

- ϵ_{num} → Numerical error
- ϵ_h → Discretization error
- ϵ_{in-obs} → Input obs error
- ϵ_{y-obs} → Output obs error
- ϵ_{su} → Surrogate model error
- ϵ_{uq} → UQ error
- ϵ_{mf} → Model form error

$$\begin{aligned}y_{obs} &= y_{pred} + \epsilon_{pred} - \epsilon_{y-obs} \\ &= y_{pred} + \epsilon_{num} + \epsilon_{mf} - \epsilon_{exp} \\ &= g(x, \epsilon_h, \epsilon_{su}, \epsilon_{in-obs}, \epsilon_{uq}) + \epsilon_{mf} - \epsilon_{y-obs}\end{aligned}$$

Rebba et al, RESS, 2006

Use Bayesian network for systematic inclusion of errors

- Deterministic error (bias) → Correct where it occurs
- Stochastic error → Sample and add to model prediction



VANDERBILT
UNIVERSITY

Discretization error (ϵ_h)

Richardson Extrapolation

$$\epsilon_h = \frac{y_1 - y_2}{r^p - 1}$$

$$p = \ln\left(\frac{y_3 - y_2}{y_2 - y_1}\right) / \ln(r)$$

$$r = h_2/h_1$$

Assumption: True solution $y = A h^p$

Recent approaches

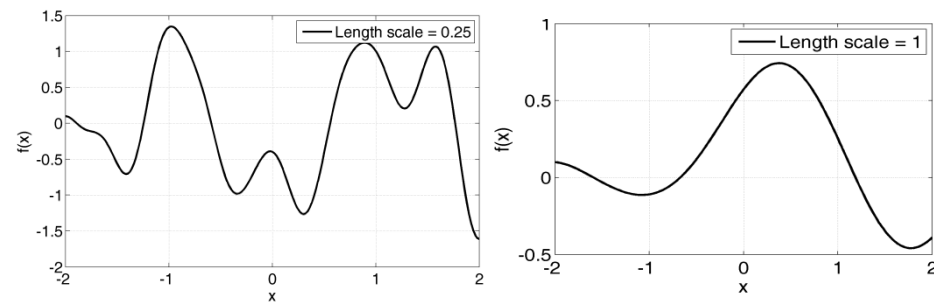
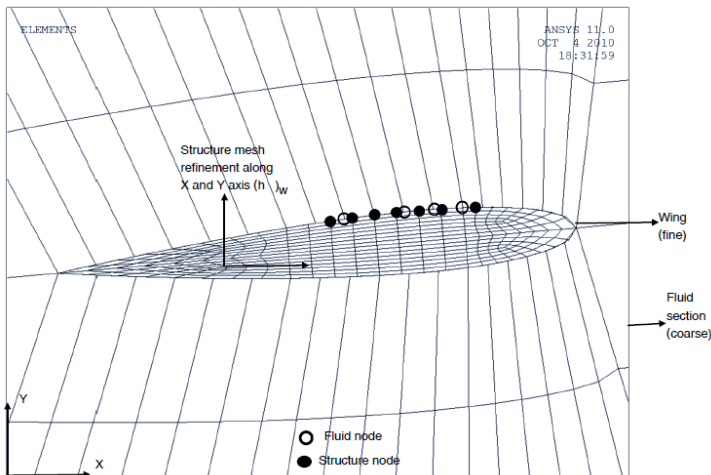
Polynomial model

Rational function model

Gaussian process model

Rangavajhala et al,
AIAA J 2011; JOA 2012

$$y_{true} = \hat{y} + \epsilon_d(h_{A1_x}, h_{A1_y}, h_{A1_z}, h_{A2_x}, h_{A2_y}, h_{A2_z}, mm_x, mm_y, mm_z)$$



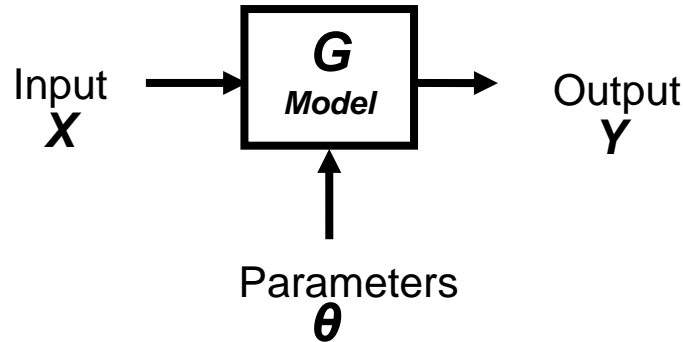
GP length scales \rightarrow disciplinary or directional mesh that influences discretization error the most

Model Calibration



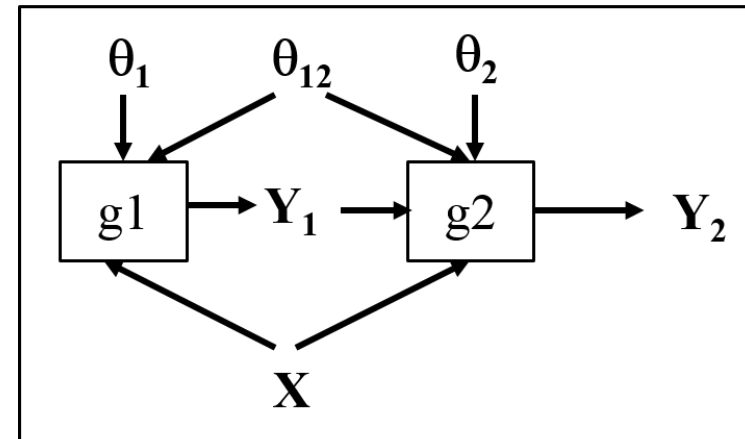
VANDERBILT
UNIVERSITY

- 3 techniques
 - Least squares
 - Maximum likelihood
 - Bayesian



$$y_{obs} = g(x, \theta, \varepsilon_h, \varepsilon_{su}, \varepsilon_{in-obs}, \varepsilon_{uq}) + \varepsilon_{mf} - \varepsilon_{y-obs}$$

- Issues
 - Identifiability, uniqueness
 - Precise or Imprecise data
 - Ordered or un-ordered data
 - High-volume data (e.g., images)
 - Tests at multiple levels of fidelity
 - Chained models

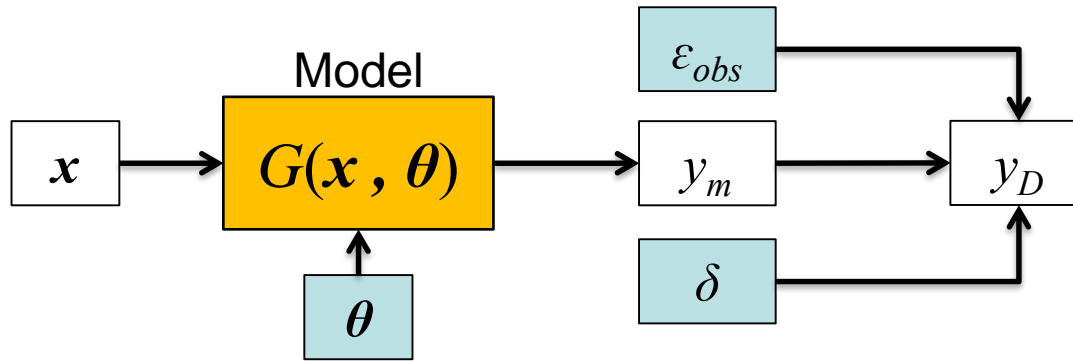


Urbina, Paez, Mahadevan, RESS, 2011
Ling, Mullins, Mahadevan, JCP 2012
Sankararaman & Mahadevan, IPSE, 2012

Model discrepancy estimation



VANDERBILT
UNIVERSITY



$$\begin{aligned} y_D &= y_m + \delta + \varepsilon_{obs} \\ &= G(x; \theta) + \delta(x) + \varepsilon_{obs} \end{aligned}$$

- Several formulations possible for model discrepancy:

1. δ_1 as Constant
2. δ_2 as i.i.d. Gaussian random variable with fixed mean and variance
3. δ_3 as independent Gaussian random variable with input dependent mean and variance $\delta_3 \sim N(\mu(x), \sigma(x))$

4. δ_4 as a stationary Gaussian process
5. δ_5 as a non-stationary Gaussian process

$$\delta \sim N(m(x), k(x, x'))$$

Kennedy and O'Hagan, JRS, 2001
Ling, Mullins, Mahadevan, JCP, 2014

Multi-fidelity calibration



VANDERBILT
UNIVERSITY

- Bayesian calibration requires MCMC or PF methods → expensive
- Model calibration often needs the use of a surrogate model, if the physics model is expensive to run
- Surrogate model construction requires multiple training runs of the original physics model → even this might be unaffordable
- If two physics models are available, then a multi-fidelity approach is possible:
 - Build a surrogate with low-fidelity runs (abundant)
 - Correct the surrogate with high-fidelity runs (sparse)
 - Use the corrected surrogate for model parameter calibration

Absi & Mahadevan, MSSP, 2016

Model Validation – Definition



VANDERBILT
UNIVERSITY

The process of determining the degree to which a model is an accurate representation of the real world from the perspective of the intended uses of the model

- Relationship between model prediction Y_m and data from validation experiments Y_D

$$Y_D(x) = Y(x) + \varepsilon_D$$

$$Y(x) = Y_m(x) + \delta(x)$$

- $Y \rightarrow$ real world physical quantity to be predicted
 - $\varepsilon_D \rightarrow$ measurement uncertainty term
 - $\delta \rightarrow$ model discrepancy
 - $x \rightarrow$ inputs to the model and validation experiments, representing validation domain
- Quantitative model validation \rightarrow determine the degree to which Y_m is an accurate representation of Y in the validation domain x

Model validation



VANDERBILT
UNIVERSITY

Quantitative Methods

1. Classical hypothesis testing
2. Bayesian hypothesis testing (equality and interval)
3. Reliability-based method
4. Area and distance metrics

} Probability measures
↓
Useful in Roll-up to system UQ

Bayesian hypothesis testing

- Comparison of two hypotheses (H_0 and H_1)
 - H_0 : model is correct, H_1 : model is incorrect
- Validation metric → Bayes factor

$$B = \frac{\Pr(D | H_0)}{\Pr(D | H_1)} \quad D \rightarrow \text{obs data}$$

Prob(model is correct): $\Pr(H_0|D) = B / B+1$

Reliability-based method

- Pred $\rightarrow y$ Obs $\rightarrow z$
- $H_0 \rightarrow |y - z| \leq \delta$
- Compute $P(H_0)$
- $P(H_1) = 1 - P(H_0)$

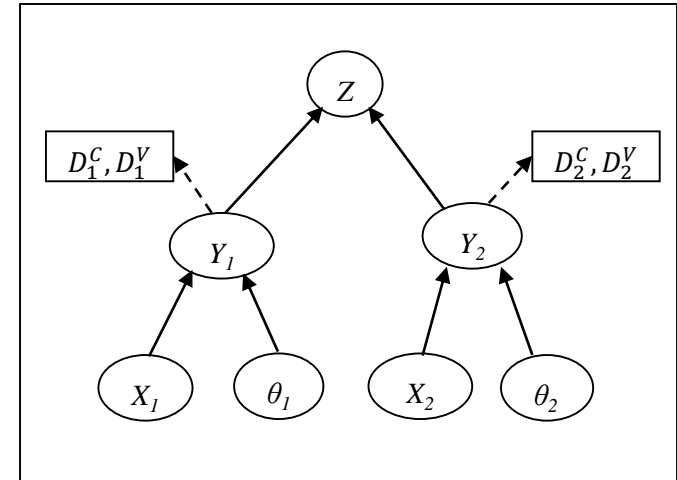
Rebba et al, RESS 2006;
Jiang & Mahadevan, RESS 2006;
Rebba & Mahadevan, RESS 2008.

Aggregation of Uncertainty in Prediction



VANDERBILT
UNIVERSITY

- Verification \rightarrow PDF's of solution errors
- Calibration data (D^C) \rightarrow PDF's of θ
- Validation data (D^V) \rightarrow $P(H_0|D^V)$
- System-level prediction \rightarrow PDF of Z

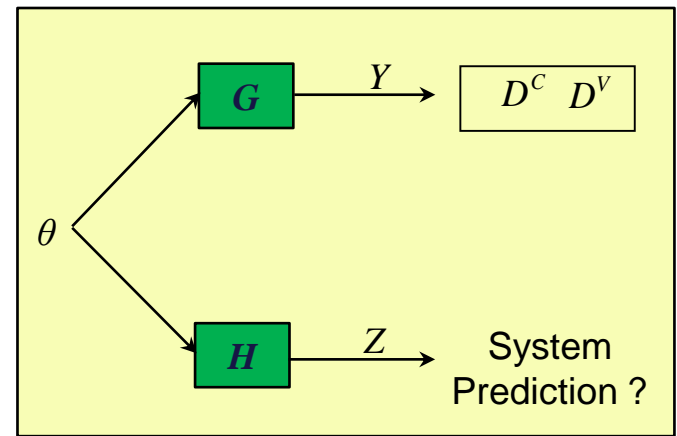


- Sequential \rightarrow model output

$$\bar{\pi}(y) = \Pr(H_0 | D^V)\pi_0(y) + [1 - \Pr(H_0 | D^V)]\pi_1(y)$$

- Non-sequential \rightarrow model parameter

$$\begin{aligned} \pi(\theta | D^C, D^V) &= \pi(\theta | D^C, H_0)\Pr(H_0 | D^V) \\ &+ \pi(\theta)[1 - \Pr(H_0 | D^V)] \end{aligned}$$

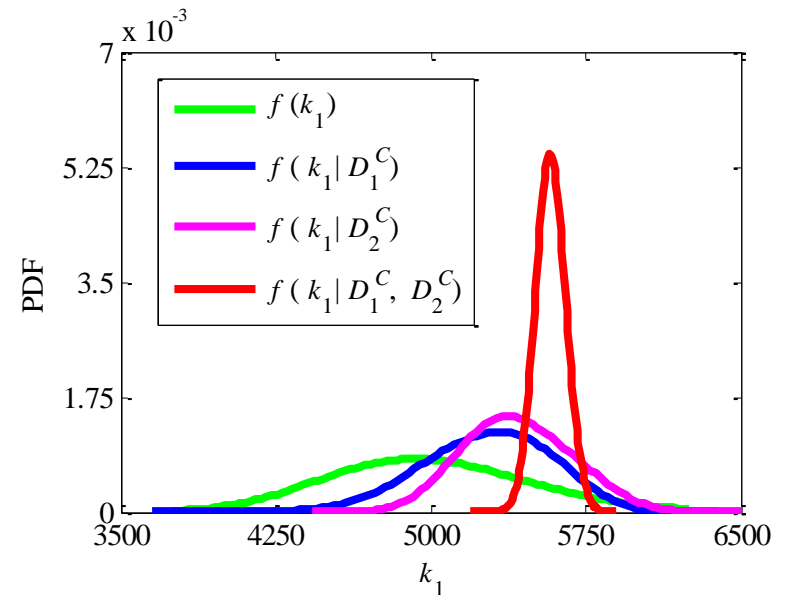
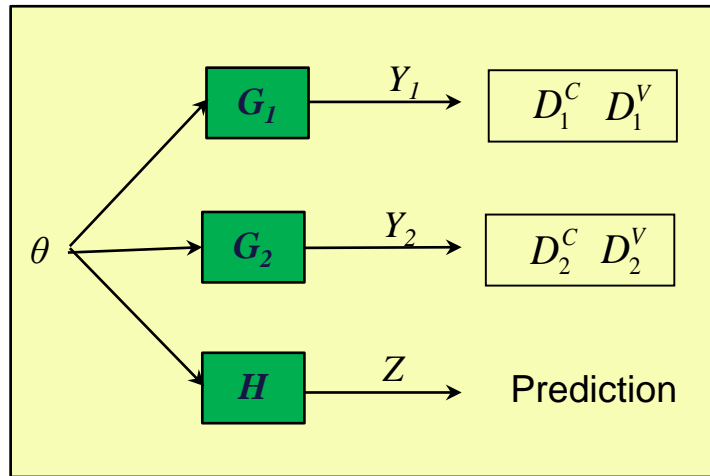


Sankararaman & Mahadevan, RESS, 2015

System model parameter based on tests at multiple levels of complexity



VANDERBILT
UNIVERSITY



Multi-level integration

$$\begin{aligned}
 - f(\theta | D_1^{C,V}, D_2^{C,V}) &= P(G_1)P(G_2)f(\theta | D_1^C, D_2^C) \\
 &\quad + P(G'_1)P(G_2)f(\theta | D_2^C) \\
 &\quad + P(G_1)P(G'_2)f(\theta | D_1^C) \\
 &\quad + P(G'_1)P(G'_2)f(\theta)
 \end{aligned}$$

Sankararaman & Mahadevan,
RESS, 2015

Inclusion of relevance of each level



VANDERBILT
UNIVERSITY

- At each level
 - Global sensitivity analysis → vector of sensitivity indices
 - Sensitivity vector combines physics + uncertainty
 - Comparison with system-level sensitivity vector quantifies the relevance

• Relevance

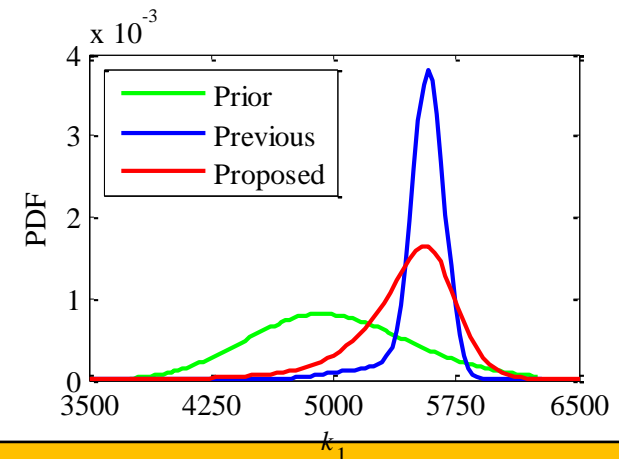
Li & Mahadevan, RESS, 2016

$$S_i = \left(\frac{V_{Li} \cdot V_s}{\|V_{Li}\| \|V_s\|} \right)^2$$

Relevance: $\cos^2(\alpha)$
Non-Relevance: $\sin^2(\alpha)$

• Roll-up

$$\begin{aligned} & f(\theta | D_1^{C,V}, D_2^{C,V}) \\ &= P(G_1 G_2 S_1 S_2) f(\theta | D_1^C, D_2^C) \\ &+ P(G_1 S_1 \cap (G_2' \cup S_2')) f(\theta | D_1^C) \\ &+ P(G_2 S_2 \cap (G_1' \cup S_1')) f(\theta | D_2^C) \\ &+ P((G_1' \cup S_1') \cap (G_2' \cup S_2')) f(\theta) \end{aligned}$$



Multi-disciplinary models



VANDERBILT
UNIVERSITY

Hypersonic aircraft panel

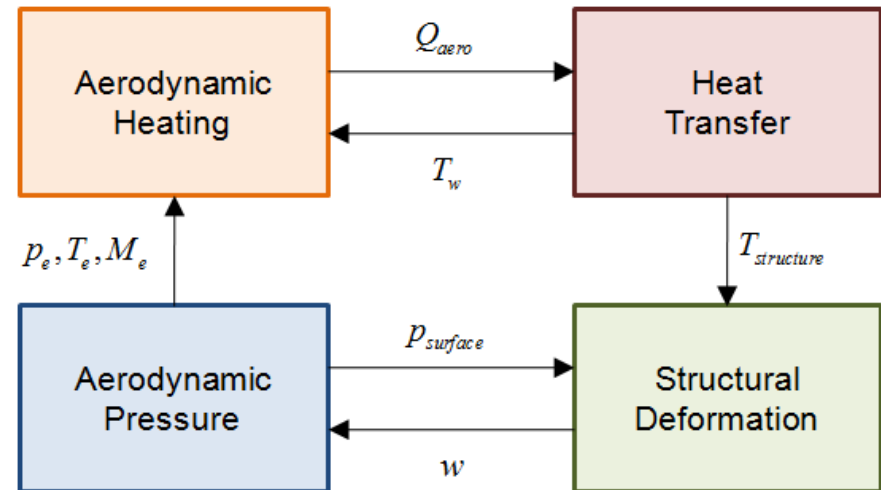
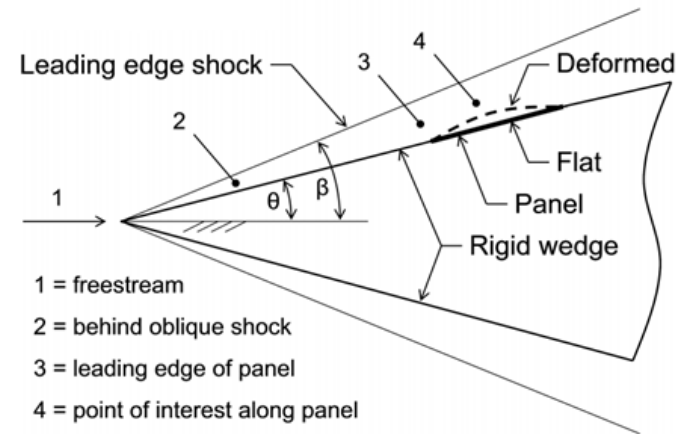
- Coupled aero-thermal-structural analysis
- Transient response

Reliability analysis

- Temperature > threshold
 - Time to instability (snap-through or flutter)
- $$p_f = P(T < t_0)$$

Uncertainty sources

- Temperature, pressure, panel thickness, altitude
- Model errors



Decision-Making under Uncertainty



VANDERBILT
UNIVERSITY

Generic Formulation

- Natural variability
- Data uncertainty

$$\begin{array}{l} \min_x \quad f(\mathbf{x}, \mathbf{p}) \\ \text{such that} \\ g_i(\mathbf{x}, \mathbf{p}) \leq 0 \quad i = \{1, \dots, n_q\} \\ \mathbf{x}_{kmin} \leq \mathbf{x}_k \leq \mathbf{x}_{kmax}, \quad \mathbf{k} = \{1, \dots, n_x\} \end{array}$$

- Numerical solution error
- Model form error

Applications

- Design optimization
- Test planning and design
- System health/risk management
- Manufacturing

Reliability-based
Robustness-based

Design optimization



VANDERBILT
UNIVERSITY

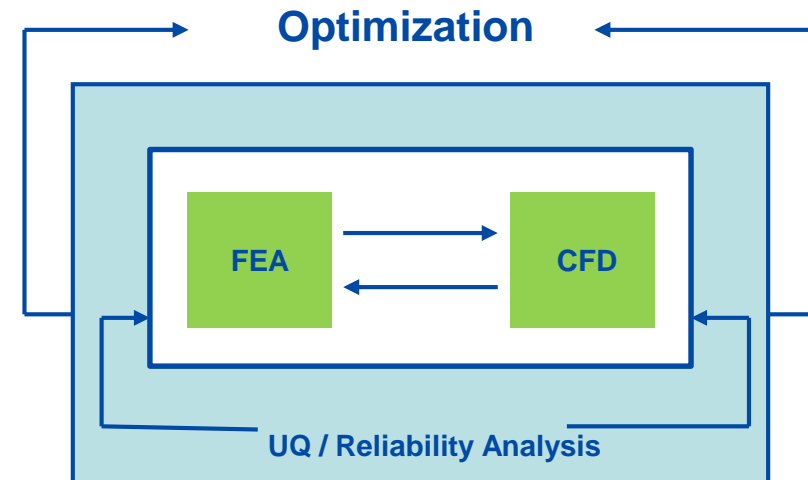
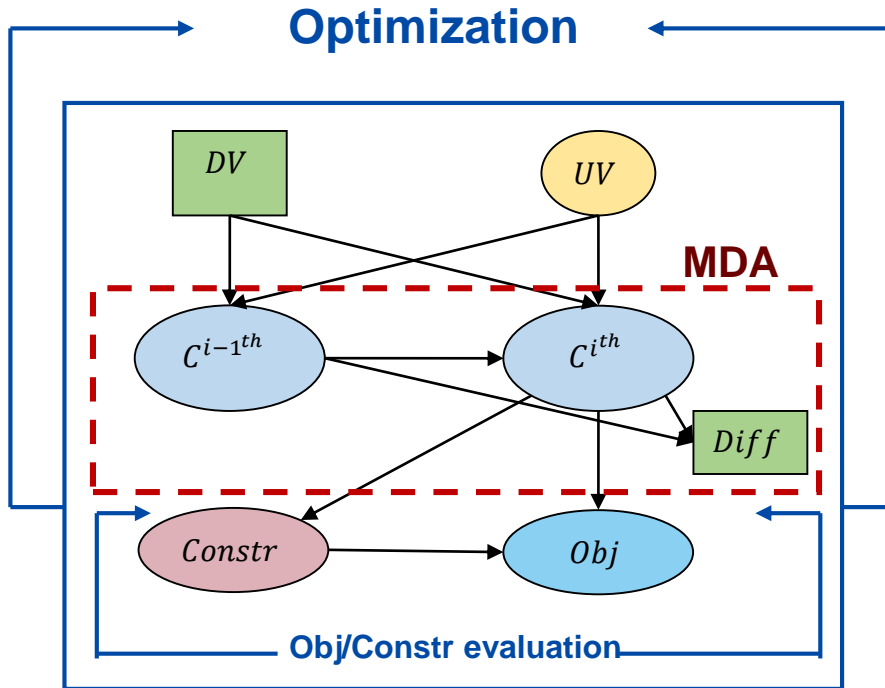
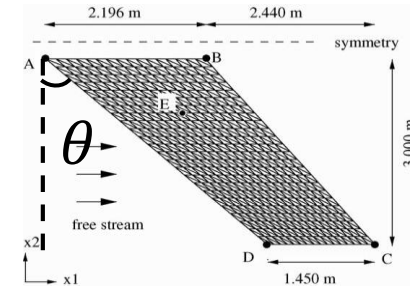
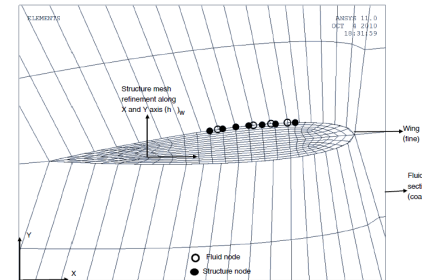
Aircraft Wing Design

Maximize Lift

Constraints: stress, deflection, area, weight

Design variables: Wing geometry

Non-design variables: Flight parameters



Liang & Mahadevan, AIAA J, 2015

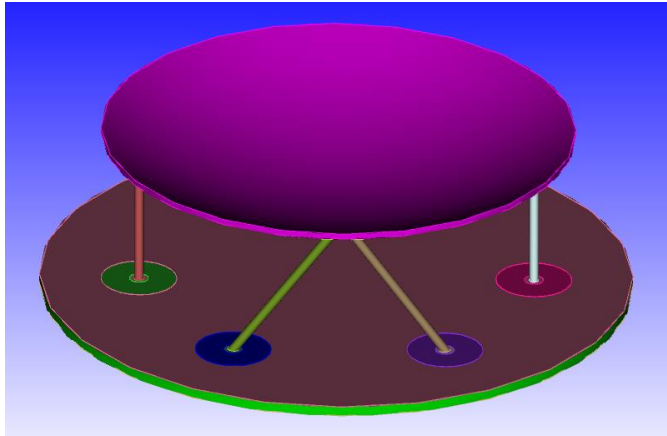
Test resource allocation



VANDERBILT
UNIVERSITY

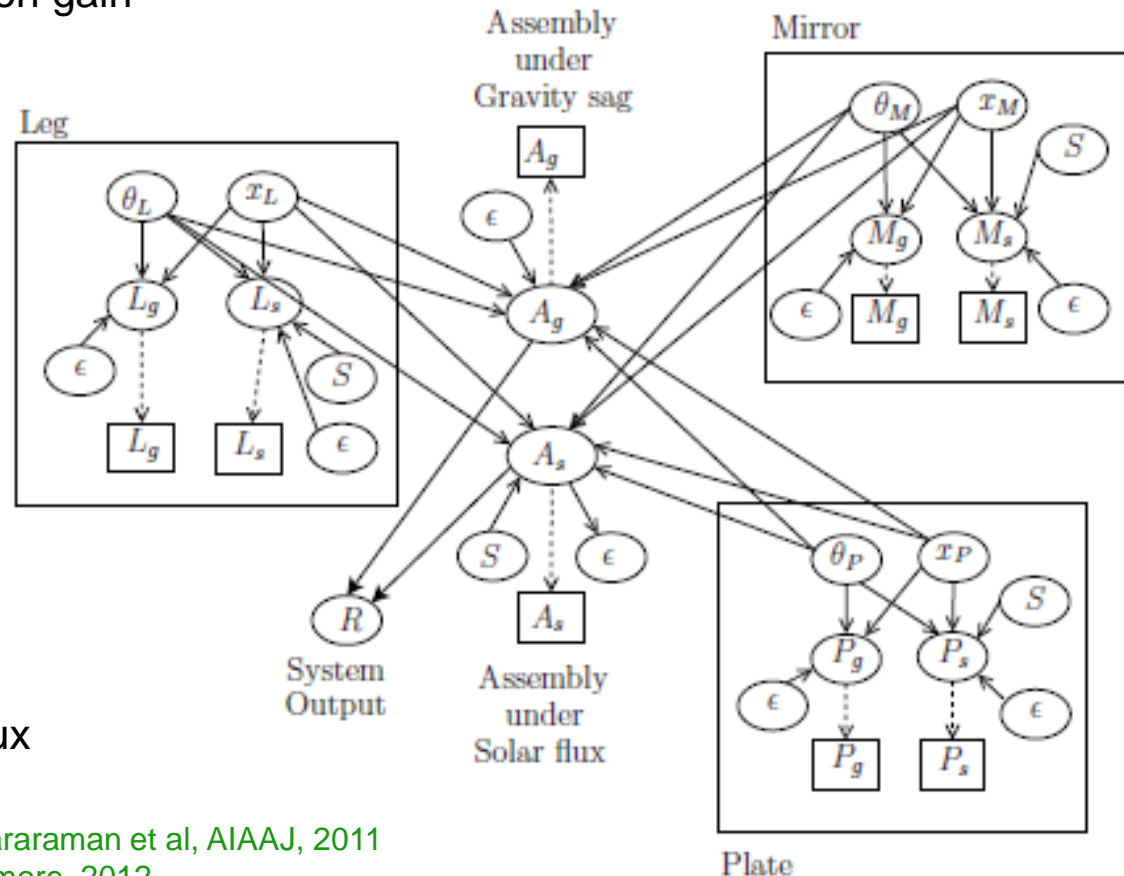
Calibration and validation tests

- Test selection → meet uncertainty in target system-level prediction R
→ Number of tests at different levels of complexity (physics, components)
- Test design → Maximize information gain



Space Telescope Mirror

- 3 levels (legs, plate, mirror)
- Coupled physics → Gravity, solar flux



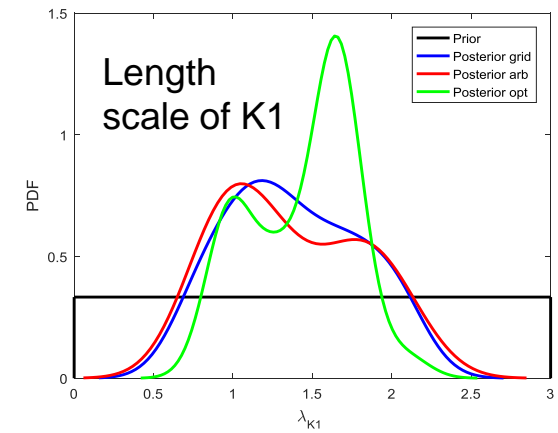
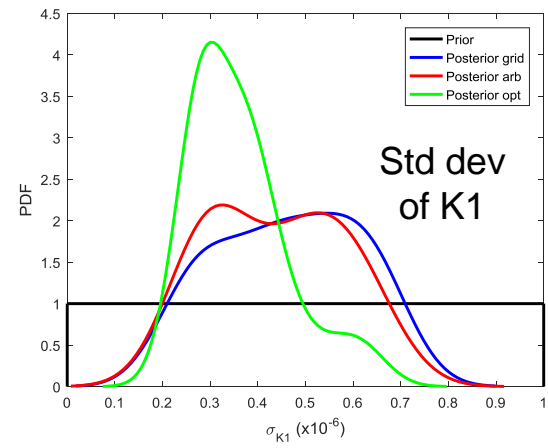
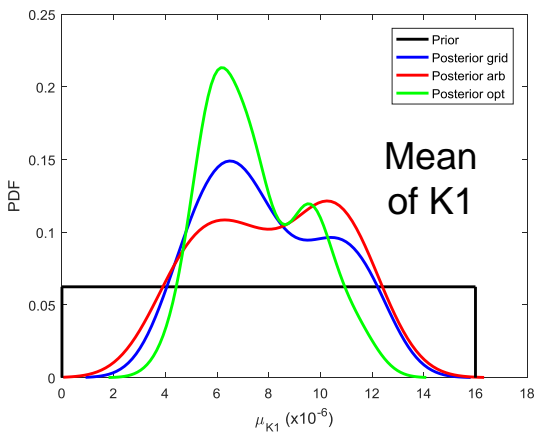
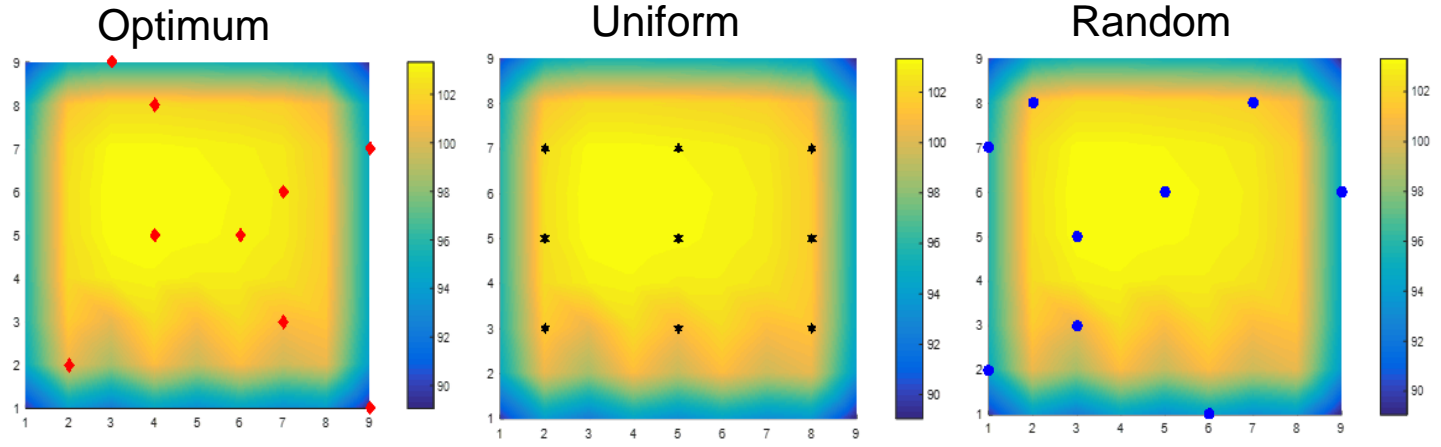
Sankararaman et al, AIAAJ, 2011
McLemore, 2012

Sensor placement design



Calibration of thermal conductivity of slab → Maximize KL divergence

VANDERBILT UNIVERSITY




3 posteriors → 3 different sensor configurations (9 sensors)

Nath, Hu, Mahadevan, JCP 2017

Aircraft Digital Twin



VANDERBILT
UNIVERSITY




- Diagnosis & Prognosis
- Uncertainty Quantification
- Decision Making
 - Modeling fidelity
 - Mission capability
 - Inspection/maintenance/repair

Ling & Mahadevan, IJF, 2011
Bartram & Mahadeva, SCHM, 2014
Li et al, AIAA J, 2016
Li & Mahadevan, RESS, 2017

Courtesy: AFRL

Digital Twin for individual aircraft

- Fusion of models, data, history



**Dynamic Bayesian Network
with Particle Filter**

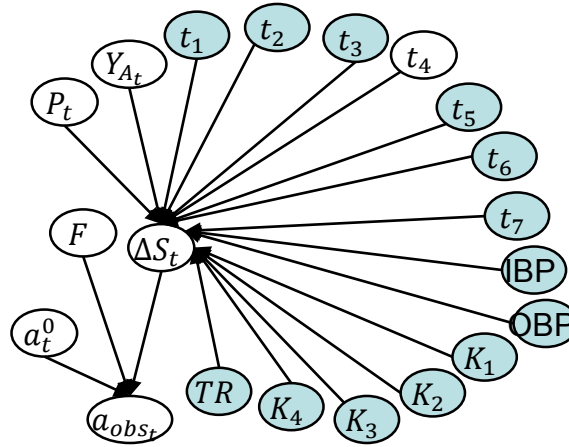
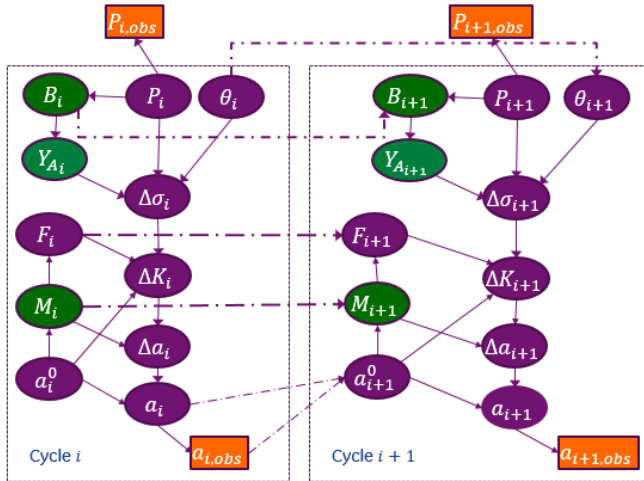
Airframe Digital Twin



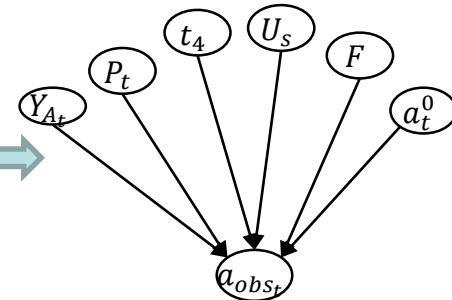
VANDERBILT
UNIVERSITY

Dynamic Bayesian Network

→ Fusion of multiple models and data sources



Two-layer BN + UKF

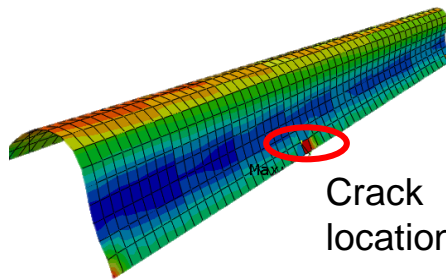
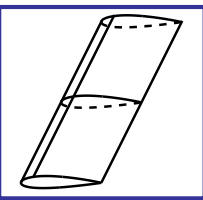


10 hrs → 2 hrs → 1 sec

Scalability → GSA → auxiliary variable, stratified sampling
→ Collapse the BN and apply UKF

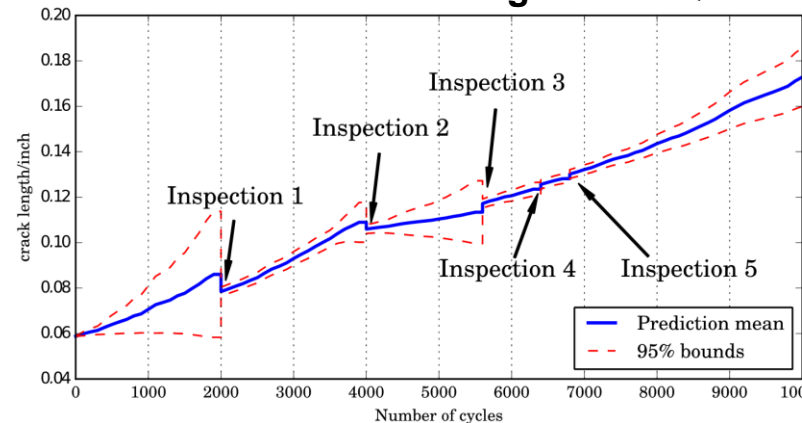


Aircraft wing



Crack location

Crack Growth Prognosis UQ

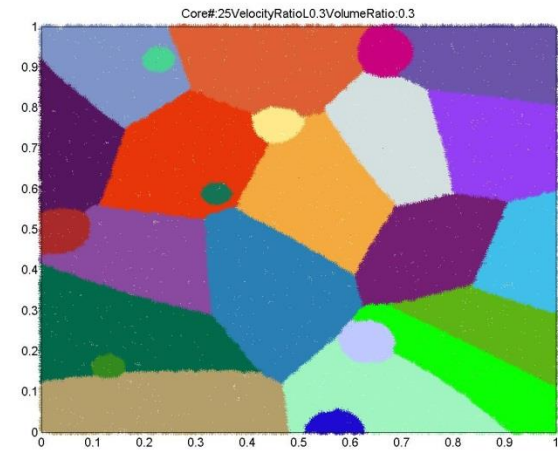
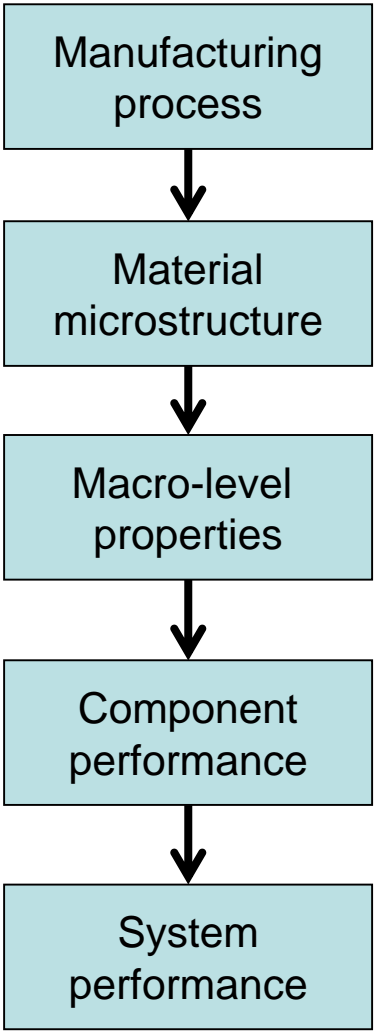


Integrated Computational Materials Engineering

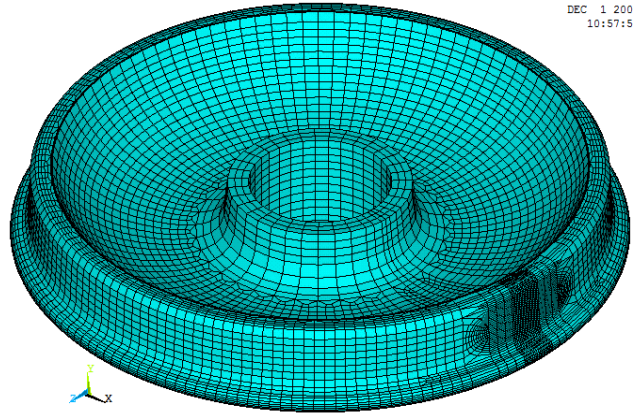
→ Uncertainty at multiple scales



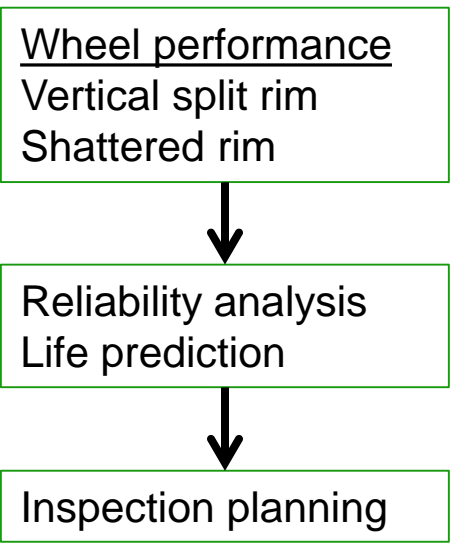
VANDERBILT UNIVERSITY



Microstructure



Railroad wheel



Liu & Mahadevan, IJF, 2008
 Stratman et al, CICIE, 2010
 Sura & Mahadevan, EFA, 2012

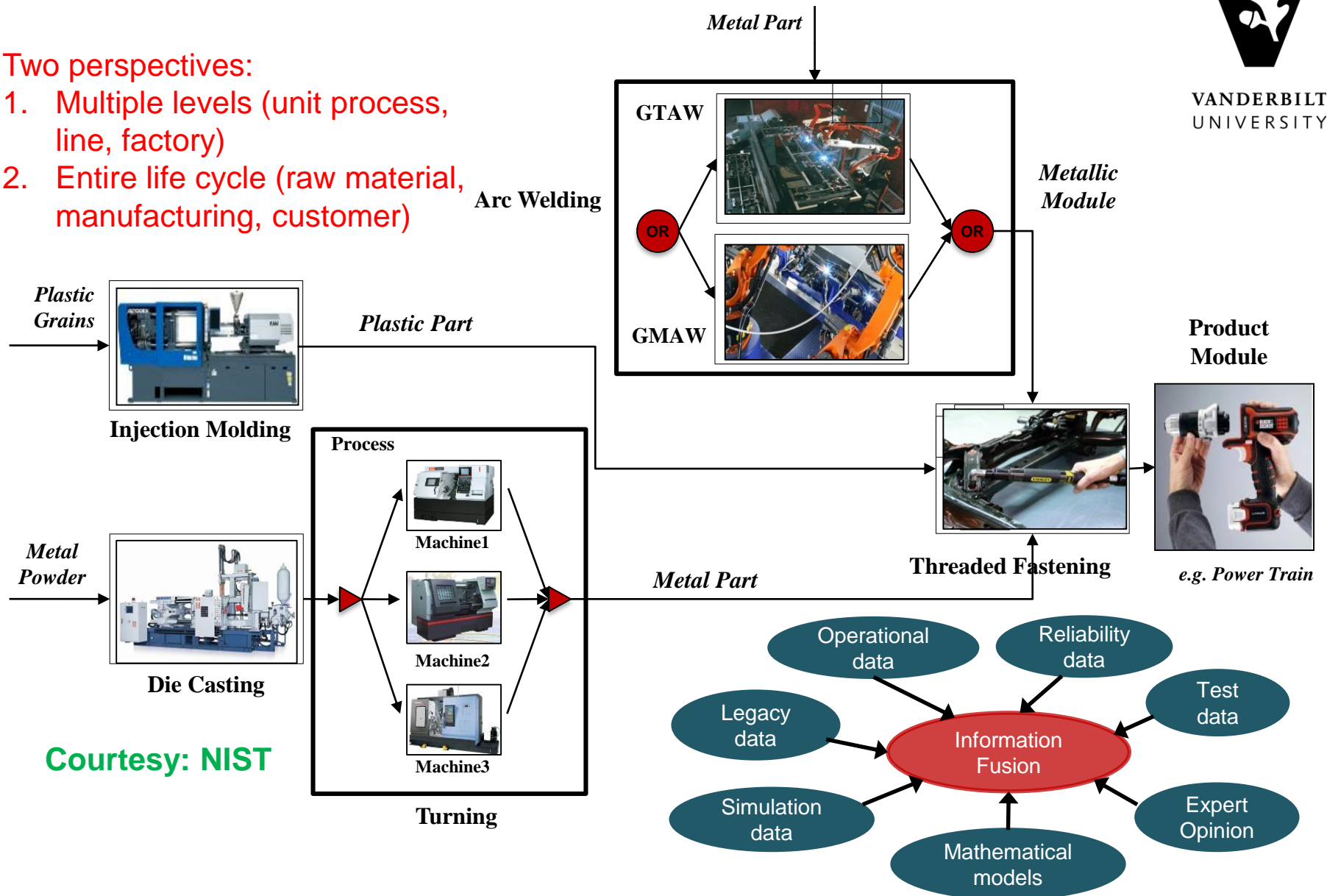
Manufacturing Process Design & Control



VANDERBILT
UNIVERSITY

Two perspectives:

1. Multiple levels (unit process, line, factory)
2. Entire life cycle (raw material, manufacturing, customer)

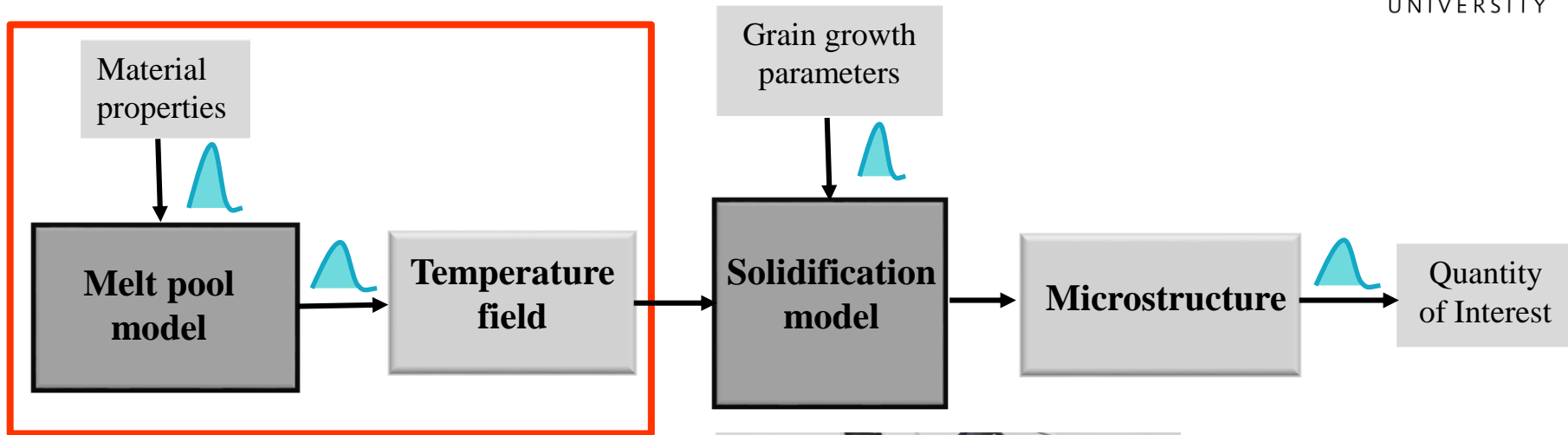


Courtesy: NIST

Additive Manufacturing



VANDERBILT
UNIVERSITY



UQ, Process design & control

- Infrared thermography → Temperature field data
 - Microstructure, properties
- Profilometer → 2D deformation data
 - Geometric inaccuracy



Thermal camera



Profilometer

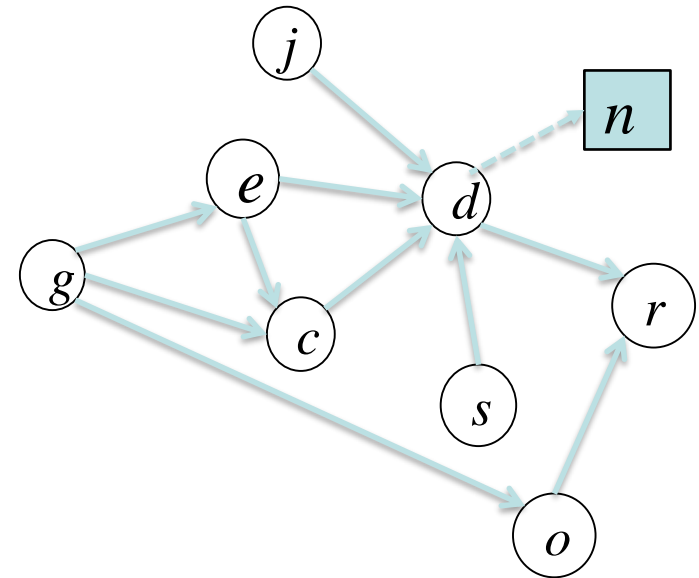
Comprehensive framework for uncertainty quantification, aggregation, and management



VANDERBILT
UNIVERSITY

Bayesian network

- **Fusion of models and data**
- Include calibration, verification and validation results at multiple levels
- Heterogeneous data of varying precision and cost
- Models of varying complexity, accuracy, cost
- Data on different but related systems



Facilitates

- Forward problem: UQ in overall system-level prediction
 - Integrate all available sources of information and results of modeling/testing activities
- Inverse problem: Uncertainty/risk reduction and management
 - Model development, test planning, system design, manufacturing, operations, health monitoring, maintenance

Related Activities in the Community



Examples

- DOE Advanced Scientific Computing Initiative (ASCI)
- DOD (DARPA, AFOSR)
- NASA
 - Standard for Modeling & Simulation
- ASME V&V, AIAA NDA, NAFEMS
- NIST
 - Manufacturing
- V4 Institute and Projects

Standards/Guides

JCGM 100:2008	Based Upon ISO/IEC Guide 98-3:2008: Uncertainty of measurement -- Part 3: Guide to the expression of uncertainty in measurement
JCGM 200:2008	Based Upon ISO/IEC Guide 99:2007: International vocabulary of metrology -- Basic and general concepts and associated terms (VIM)
ASME V&V 10	Guide for Verification and Validation in Computational Solid Mechanics
ASME V&V 20	Standard for Verification and Validation in Computational Fluid Dynamics and Heat Transfer
AIAA G-077 1998	Guide for the Verification and Validation of Computational Fluid Dynamics Simulations
DoD Instruction 5000.61:	Modeling and Simulation (M&S) Verification, Validation, and Accredization (VV&A)
NASA STD 7009:2008	STANDARD FOR MODELS AND SIMULATIONS
IEEE 1012:2012	IEEE Standard for System and Software Verification and Validation
ISO 9000:2015	Quality management systems - fundamentals and vocabulary
ISO 15288-15	Systems and software engineering — System life cycle processes
ASTM 52910-15	Standard Terminology for Additive Manufacturing – General Principles – Terminology
ASTM 52921-13	Standard Terminology for Additive Manufacturing - Coordinate Systems and Test Methodologies
ASME B89.7.2 - 2014	Dimensional Measurement Planning
ASME PTC 19.1 - 2013	Test Uncertainty - Performance Test Codes

References (1)

Detailed list at www.reliability-studies.vanderbilt.edu



VANDERBILT
UNIVERSITY

1. Bartram, G., and S. Mahadevan, "Dynamic Bayes Nets in SHM," 14th AIAA Non-Deterministic Approaches Conference, Honolulu, HI, 2012.
2. Hombal, V., and S. Mahadevan, "Model Selection Among Physics-Based Models," *ASME Journal of Mechanical Design*, under review, 2012.
3. Jiang, X., and S. Mahadevan, "Bayesian Risk-Based Decision Method for Model Validation Under Uncertainty," *Reliability Engineering and System Safety*, Vol. 92, No. 6, pp. 707-718, 2007.
4. Jiang, X. and S. Mahadevan, "Bayesian Cross-Entropy Methodology for Optimal Design of Validation Experiments," *Measurement Science and Technology*, Vol. 17, pp. 1895-1908, 2006.
5. Liang, B., and S. Mahadevan, "Error and Uncertainty Quantification and Sensitivity Analysis of Mechanics Computational Models," *International Journal for Uncertainty Quantification*, Vol. 1, No.2, pp. 147-161, 2011.
6. Ling, Y., and S. Mahadevan, "Integration of Structural Health Monitoring and Fatigue Damage Prognosis," *Mechanical Systems and Signal Processing*, Vol. 28, pp. 89-104, 2012.
7. Ling, Y., and S. Mahadevan, "Interpretations, Relationships, and Implementation Issues in Model Validation," 14th AIAA Non-Deterministic Approaches Conference, Honolulu, HI, 2012.
8. Ling, Y., J. Mullins, and S. Mahadevan, "Calibration of Multi-Physics Computational Models using Bayesian Networks," *Journal of Computational Physics*, under review, 2012.
9. McLemore, K., "Test Campaign Design for Model Uncertainty Reduction", M.S. Thesis, Vanderbilt University, Nashville, TN, 2012.
10. Rangavajhala, S., Sura, V., Hombal, V., and Mahadevan, S., "Discretization error estimation in multidisciplinary simulations," *AIAA Journal*, Vol. 49, No. 12, pp. 2673-2712, 2011.
11. Rangavajhala, S., Sura, V., S. Mahadevan, V. Hombal, "Concurrent Optimization of Mesh Refinement and Design Parameters in Multidisciplinary Design," *Journal of Aircraft*, AIAA, accepted, in press, 2012.
12. Rangavajhala, S., Liang, C, and S. Mahadevan, S., "Design Optimization Considering Physical Variability, Data Uncertainty, and Model Errors," *ASME Journal of Mechanical Design*, under review, 2012.
13. Rebba, R., S. Huang, and S. Mahadevan, "Validation and Error Estimation of Computational Models," *Reliability Engineering and System Safety*, Vol. 91, No. 10-11, pp. 1390-1397, 2006.

References (2)

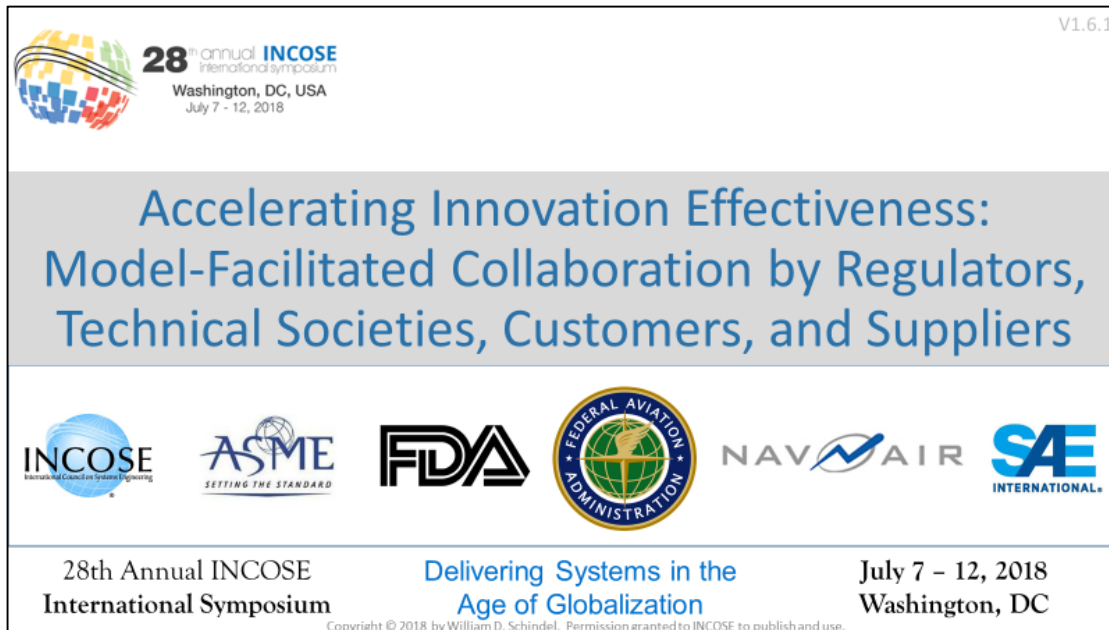


Detailed list at www.reliability-studies.vanderbilt.edu

14. Rebba, R., and S. Mahadevan, "Computational Methods for Model Reliability Assessment," *Reliability Engineering and System Safety*, Vol. 93, No. 8, pp. 1197-1207, 2008.
15. Sankararaman, S., and S. Mahadevan, "Likelihood-Based Representation of Epistemic Uncertainty Due to Sparse Point Data and/or Interval Data," *Reliability Engineering and System Safety*, Vol. 96, No. 7, pp. 814-824, 2011.
16. Sankararaman, S., and S. Mahadevan, "Model Validation Under Epistemic Uncertainty," *Reliability Engineering and System Safety*, Vol. 96, No. 9, pp. 1232-1241, 2011.
17. Sankararaman, S., Y. Ling, and S. Mahadevan, "Model Validation and Uncertainty Quantification of Fatigue Crack Growth Analysis," *Engineering Fracture Mechanics*, Vol. 78, No. 7, pp. 1487-1504, 2011.
18. Sankararaman, S., and S. Mahadevan, "Likelihood-Based Approach for Multidisciplinary Analysis," *ASME Journal of Mechanical Design*, accepted, in press, 2012.
19. Sankararaman, S., and S. Mahadevan, "Model Parameter Estimation with Imprecise Data," *Inverse Problems in Science and Engineering*, accepted, in press, 2012.
20. Sankararaman, S., and S. Mahadevan, "Bayesian Methodology for Diagnosis Uncertainty Quantification and Health Monitoring," *Structural Control and Health Monitoring*, accepted, in press, 2011.
21. Sankararaman, S., K. McLemore, S. Mahadevan, S. C. Bradford, L. M. Peterson, "Test Resource Allocation in Hierarchical Systems using Bayesian Networks," *AIAA Journal*, under review, 2012.
22. Sankararaman, S., and S. Mahadevan, "Comprehensive Framework for Integration of Calibration, Verification and Validation," 14th AIAA Non-Deterministic Approaches Conference, Honolulu, HI, 2012
23. Urbina, A., S. Mahadevan, T. Paez, "Quantification of Margins and Uncertainties of Complex systems in the Presence of Aleatory and Epistemic Uncertainty," *Reliability Engineering and System Safety*, Vol. 96, No. 9, pp. 1114-1125, 2011.
24. Zaman, K, Rangavajhala, S, McDonald, M, and S. Mahadevan, "A Probabilistic Approach for Representation of Interval Uncertainty", *Reliability Engineering and System Safety*, Volume 96, No. 1, pp. 117-130, 2011.
25. Zaman, K., M. McDonald, and S. Mahadevan, "Probabilistic Framework for Propagation of Aleatory and Epistemic Uncertainty," *ASME Journal of Mechanical Design*, Vol. 133, No.2, pp. 021010-1 to 021010-14, 2011.
26. Zhang, R., and S. Mahadevan, "Bayesian Methodology for Reliability Model Acceptance," *Reliability Engineering and System Safety*, Vol. 80, No. 1, pp. 95-103, 2003.

3.3 Collaboration by Regulatory, Engineering Society, and Enterprise Players: Pattern Support for Model VVUQ Discipline, Guides, Standards, Example


Collaboration challenges of sharing trusted patterns across domains



V1.6.1

28th Annual INCOSE International Symposium
Washington, DC, USA
July 7 - 12, 2018

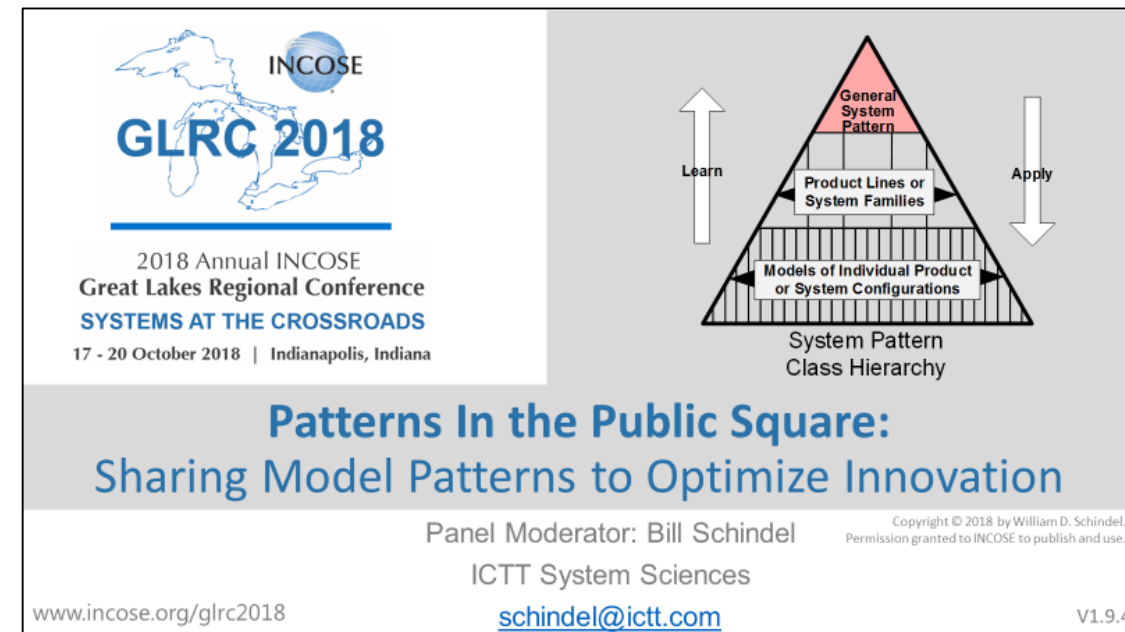
**Accelerating Innovation Effectiveness:
Model-Facilitated Collaboration by Regulators,
Technical Societies, Customers, and Suppliers**




28th Annual INCOSE International Symposium **Delivering Systems in the Age of Globalization** July 7 - 12, 2018
Washington, DC

Copyright © 2018 by William D. Schindel. Permission granted to INCOSE to publish and use.

Panel at INCOSE IS 2018, Washington, July, 2018

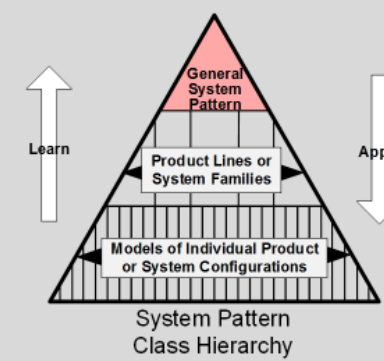


 **GLRC 2018**

2018 Annual INCOSE Great Lakes Regional Conference
SYSTEMS AT THE CROSSROADS
17 - 20 October 2018 | Indianapolis, Indiana

**Patterns In the Public Square:
Sharing Model Patterns to Optimize Innovation**

Panel Moderator: Bill Schindel
ICTT System Sciences
www.incose.org/glrc2018
schindel@ictt.com



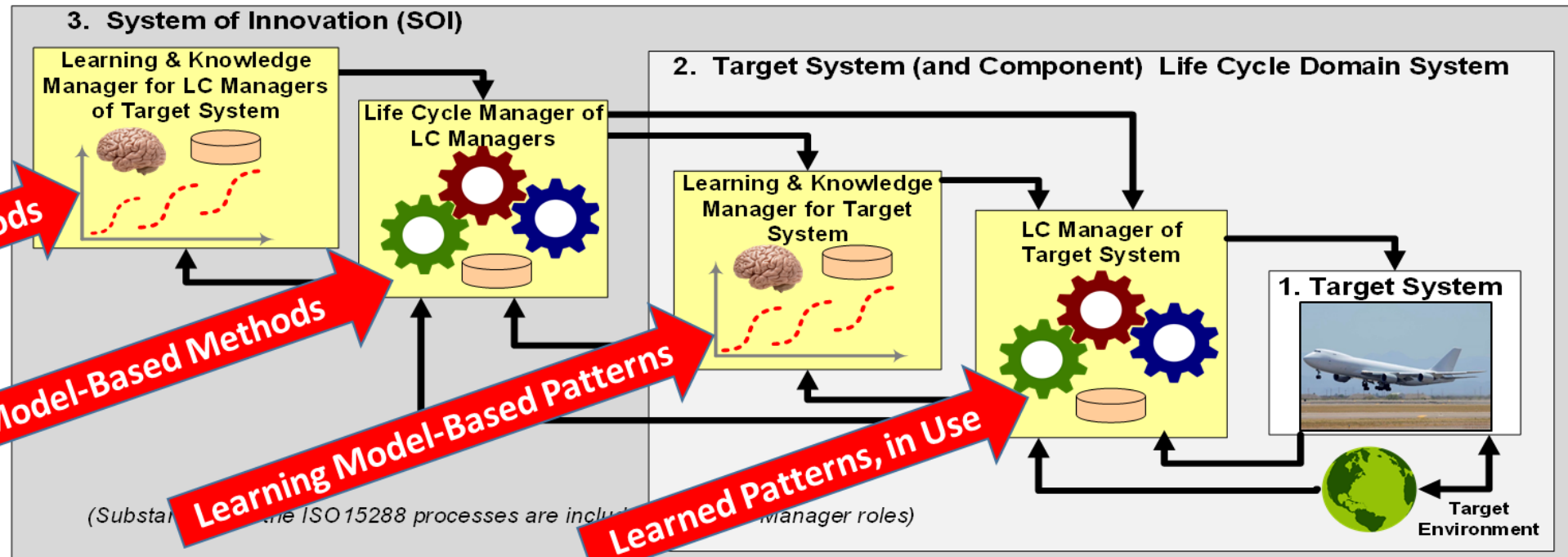
System Pattern Class Hierarchy

Copyright © 2018 by William D. Schindel. Permission granted to INCOSE to publish and use.

V1.9.4

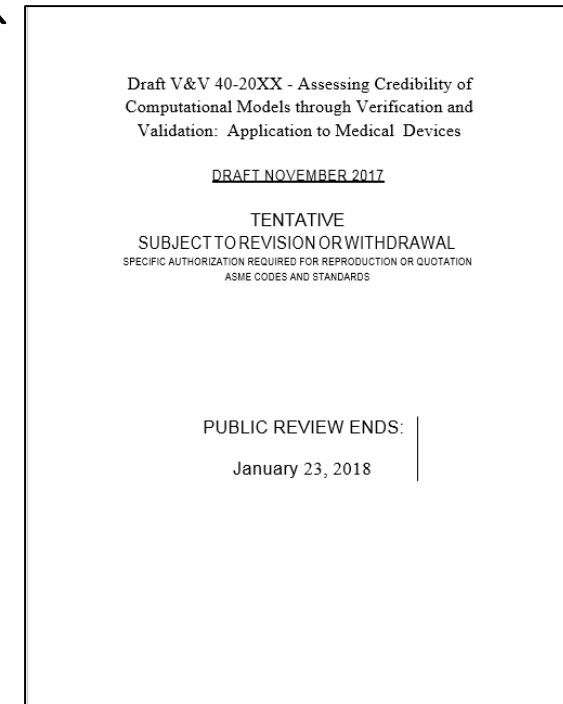

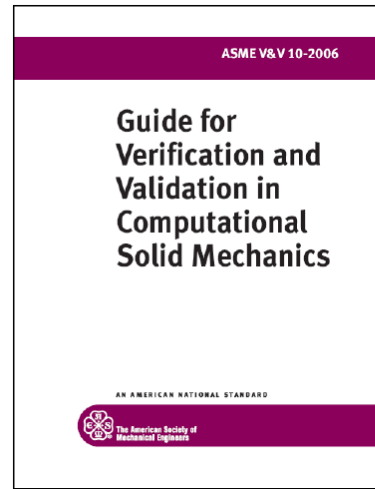
Panel at this Indianapolis conference, Fri., Oct 19

3.3 Collaboration by Regulatory, Engineering Society, and Enterprise Players: Pattern Support for Model VVUQ Discipline, Guides, Standards, Example

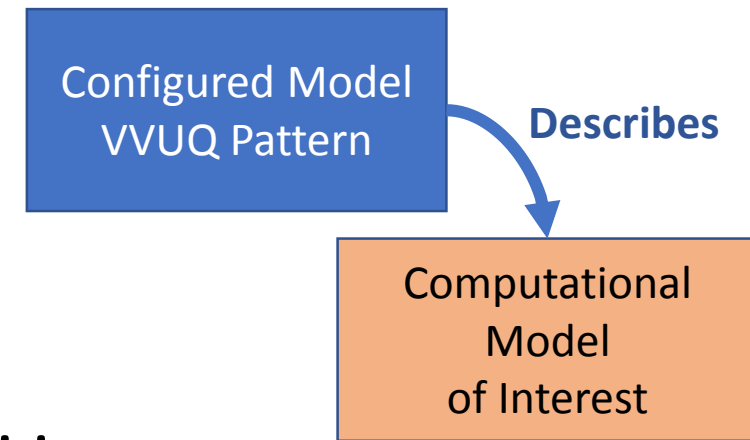


3.3 Collaboration by Regulatory, Engineering Society, and Enterprise Players: Pattern Support for Model VVUQ Discipline, Guides, Standards, Example

- ASME, INCOSE, FDA, FAA, Tooling, and Suppliers are engaged:
 - ASME VV 10, 20, 30, 40, 50 subcommittees, years of work
 - VV 50 Committee met here, Monday-Tuesday, Oct 15-16
 - SAE and INCOSE met on this in DC earlier this month

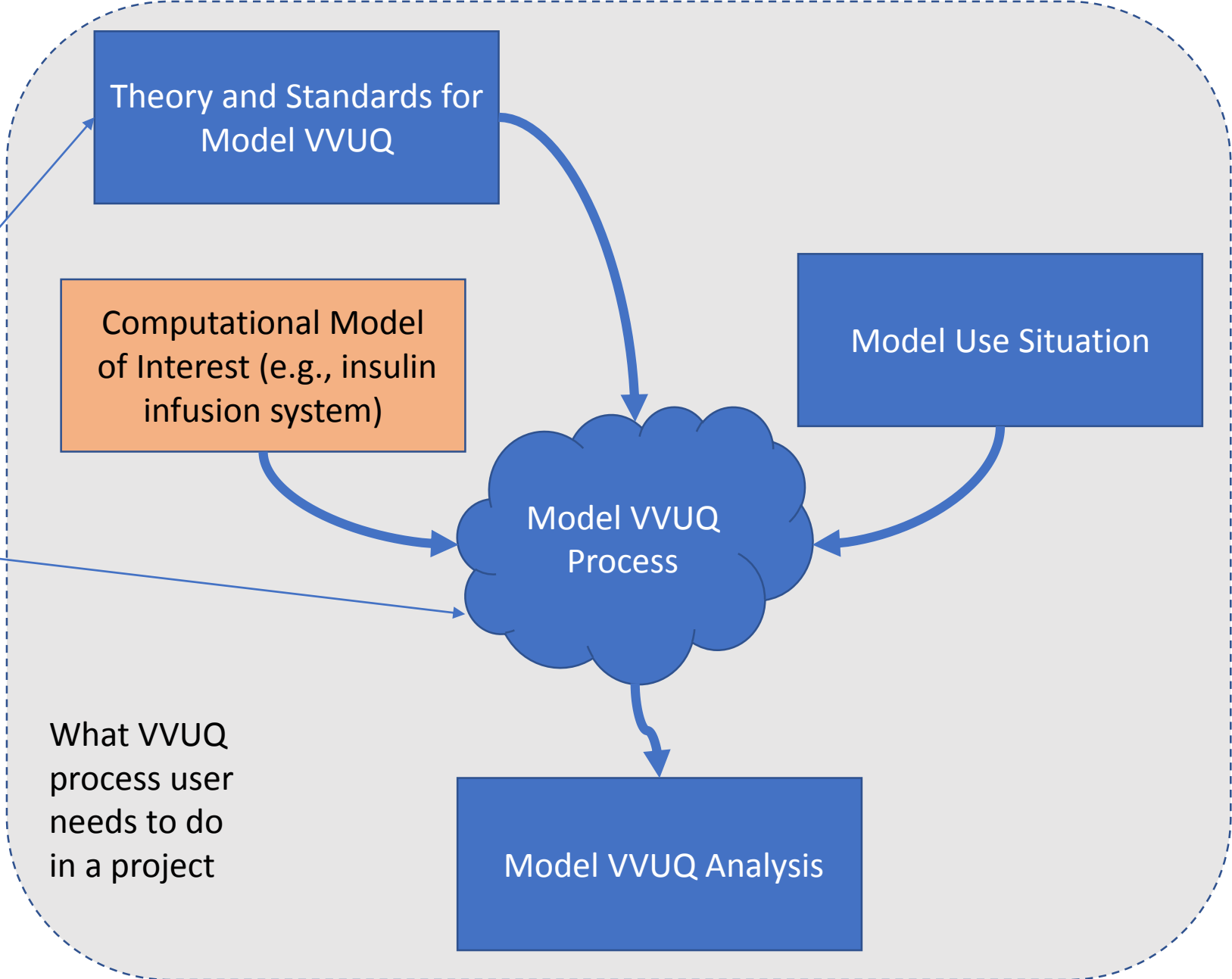


Goals of Applying S* Patterns to Model VVUQ and other Model Life Cycle Issues: Medical Device Example



- “Models of computational models” may sound odd, so . . .
- Why are we creating S*Models of computational models of interest?
 1. To package decades of rich and valuable historical progress in theory of, and standards for, scientific model verification, validation, and uncertainty quantification
 - Into forms accessible by larger communities of less expert users;
 - Without diminishing, but instead gaining, VVUQ rigor, clarity, and standards alignment;
 2. Leveraging not only that theory but also hard-obtained learning about domain-specific models, into a form suitable for shared group learning as domain learning advances;
 3. Across otherwise diverse and rapidly changing virtual models, improve sharing ability of communities of enterprises, regulators, standards groups, supply chains, trade groups, lowering innovation friction while protecting critical IP;
 4. Improve ability to integrate families of diverse models across a single system or SoS;
 5. Enhance shared understanding of model planning, justification, documentation, migration, enhancement, and other model life cycle issues.

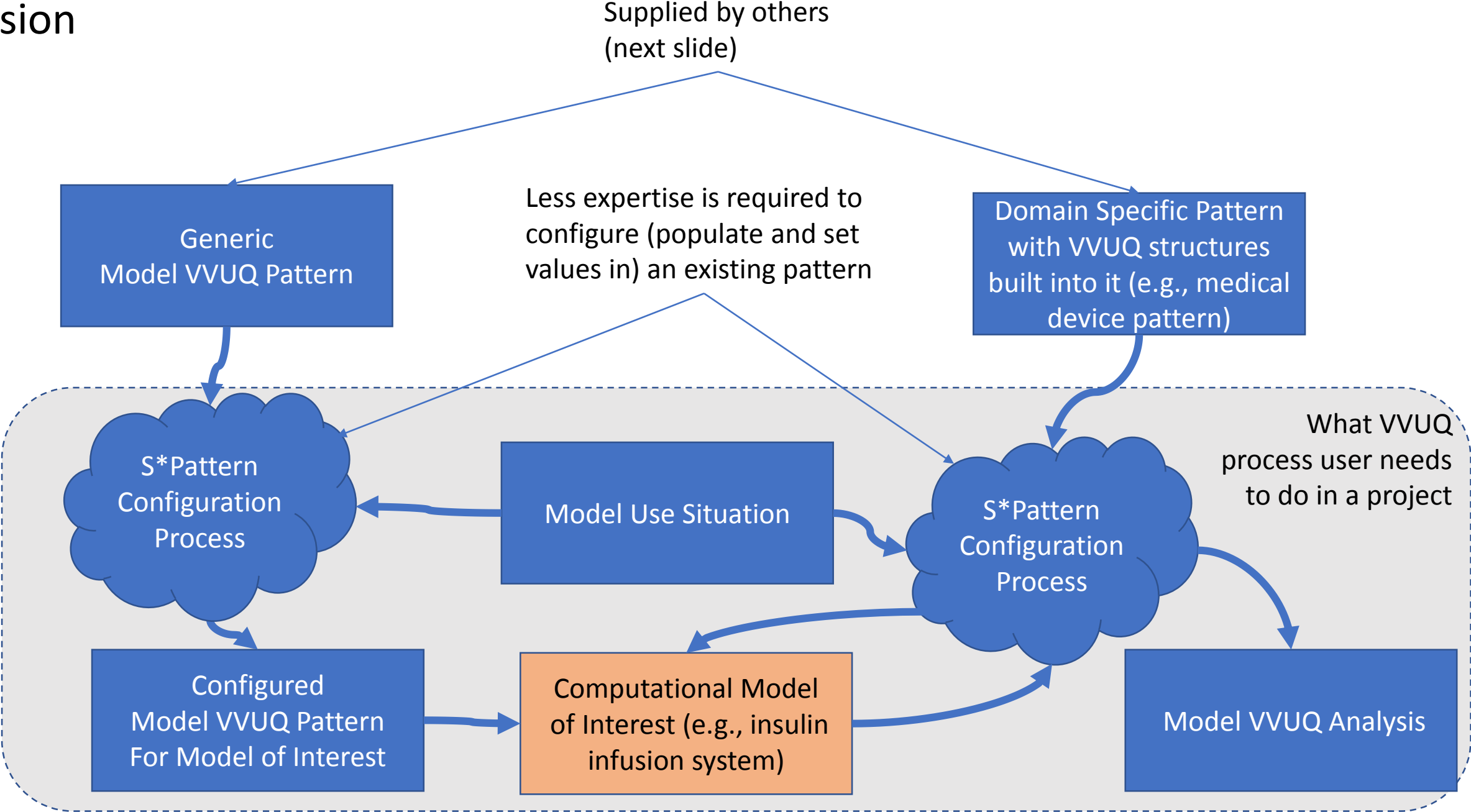
Current Practice

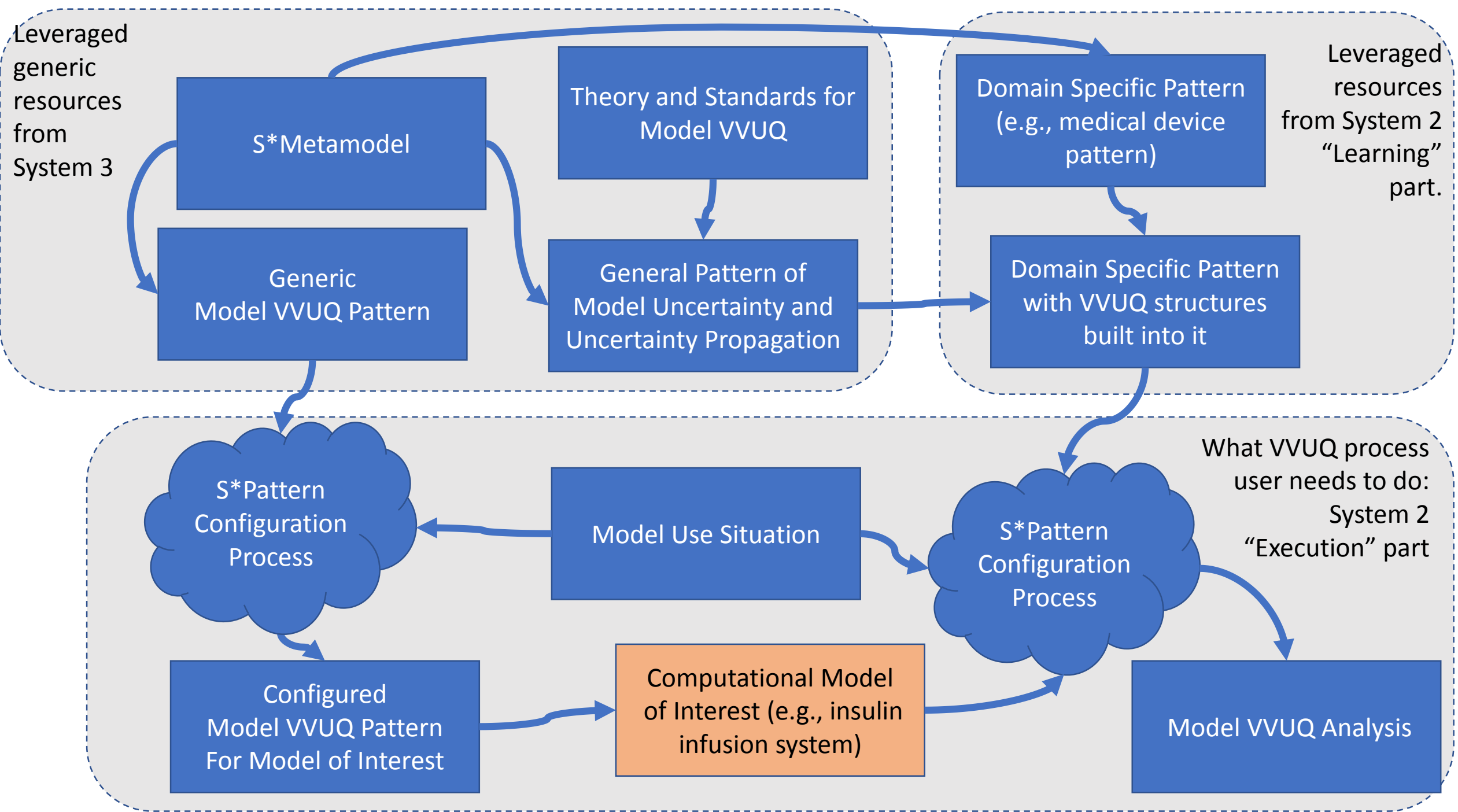


Expertise in these two areas may typically be limited. Practitioner knows more about Model Use Situation and Computational Model of Interest.

What VVUQ process user needs to do in a project

Vision





Break


4. V4 Institute: Targeted Outcomes, Roadmap, Properties, Collaboration Projects

- 4.1 V4I: Origin, Mission, Context, Stakeholder Features, Roadmap, Membership, Models of Products as well as Production, Protecting Proprietary Assets while Creating Shared Value
- 4.2 Breakout Sessions: Rotating Speed-Dating Poster Sections on Launch Projects--
 - 4.2.1 Product Design Type Certification by Virtual Modeling & Simulation
 - 4.2.2 Manufacturing Type Certification by Virtual Modeling & Simulation
 - 4.2.3 System Level V&V by Virtual Modeling & Simulation
 - 4.2.4 Verification and Validation of Models
 - 4.2.5 Secure Model Repository Reference Pattern
 - 4.2.6 V4I Framework: S*Metamodel, S*Patterns, Model VVUQ Pattern



2018 Annual INCOSE
Great Lakes Regional Conference
SYSTEMS AT THE CROSSROADS
17 - 20 October 2018 | Indianapolis, Indiana

V4I Roadmap Process




Development of a Common Language

Innovation on Purpose – It's all in the perspective...

Everything is Based on Language and Communication

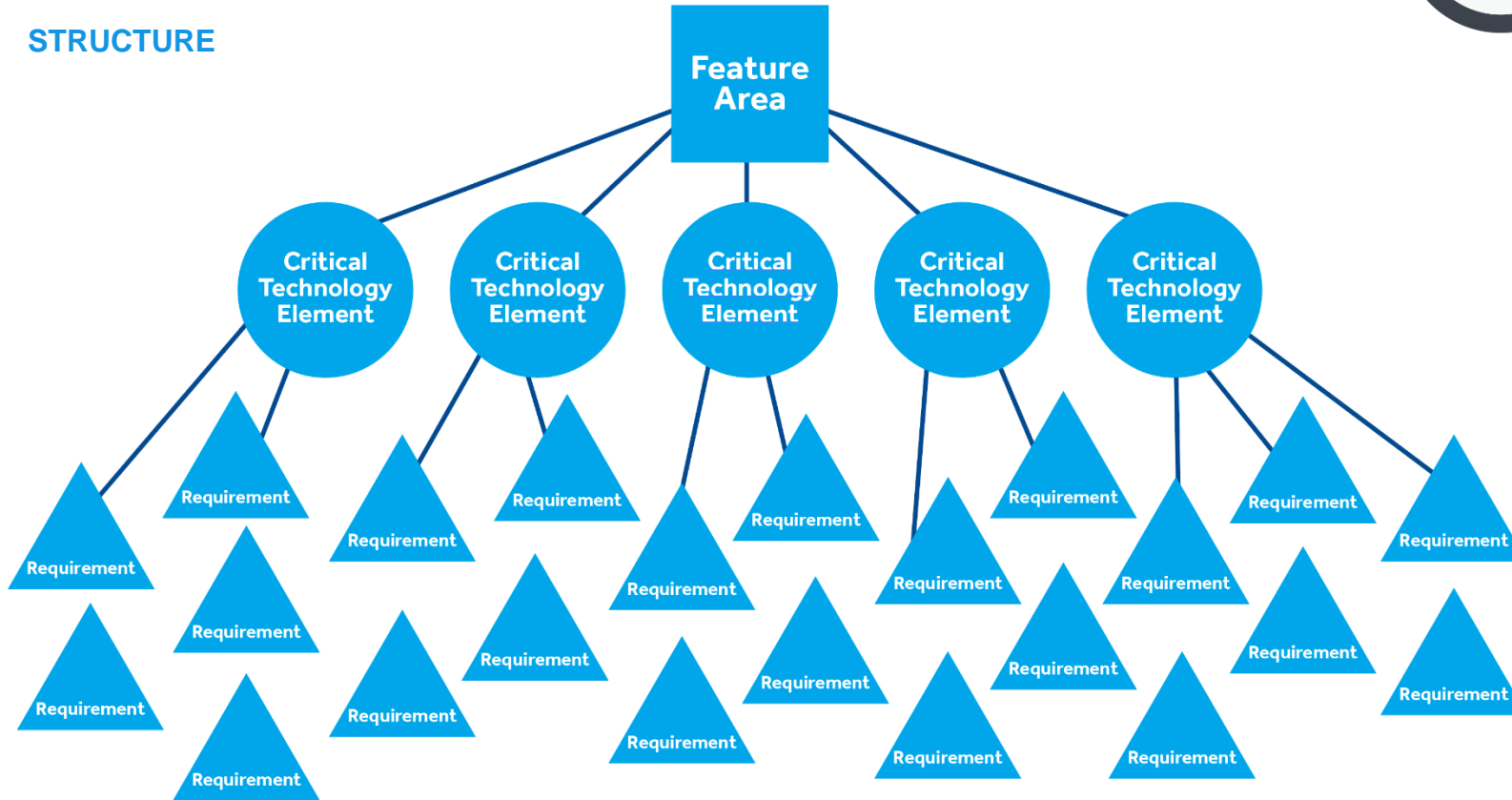
Successful innovation needs a common language, context and communicating



V4 Institute Roadmap



STRUCTURE

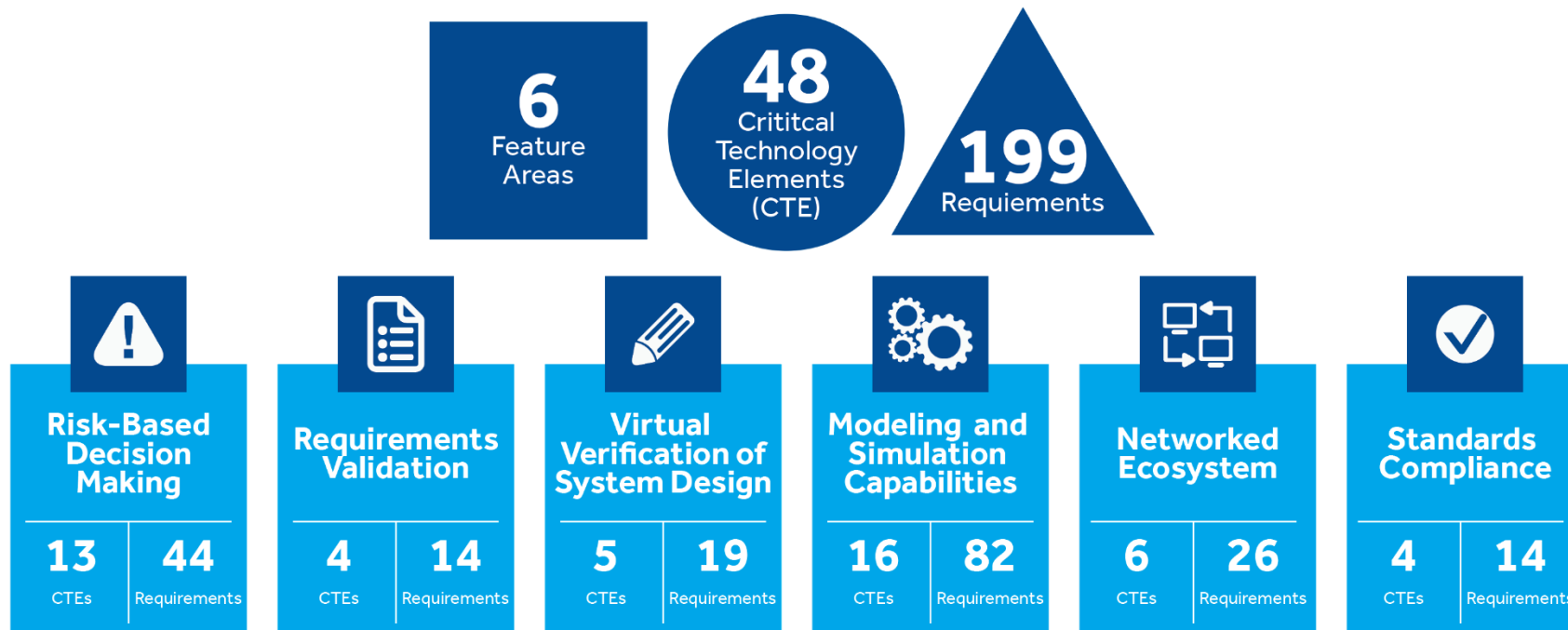


Focus Areas are defined along with **Critical Technology Elements (CTE)** and **Requirements**

V4 Institute Roadmap

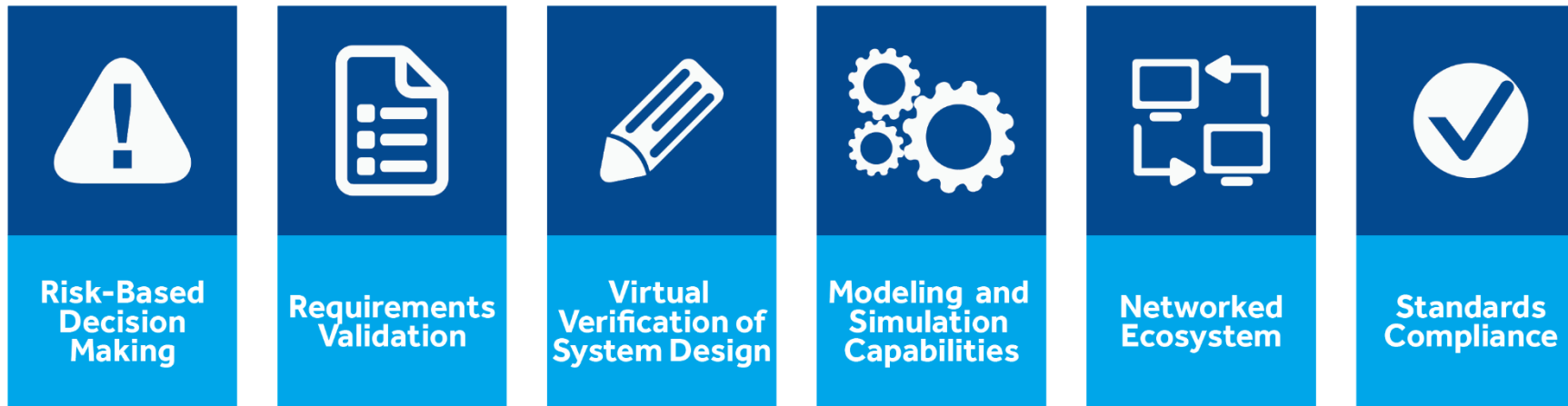


BY THE NUMBERS



V4 Institute Roadmap

FOCUS AREAS



Six focus areas are identified and defined



FOCUS AREA 1

Risk Based Decision Making



KEY MESSAGE

The use of CM&S in the right risk framework increases transparency to inform decision making.

DESCRIPTION

V4I modelling and simulation tools and methodologies will be made available for use by industry and regulators to quantitatively assess system risk and virtual verification, validation & visualization risk.

BENEFIT

Risk management for both the system and system verification, validation, and visualization will be quantified in support of robust decision-making. This will result in better and quicker risk management design and lifecycle decision-making and in regulatory compliance of virtual verification, validation & visualization. This will lead to no unintended or unexpected risk management or regulatory compliance issues with the product or virtual verification, validation & visualization.

CRITICAL TECHNOLOGY ELEMENTS (CTE): **13** REQUIREMENTS: **44**



FOCUS AREA 2

Requirements Validation



KEY MESSAGE

Model-based requirements will be more readily validated because they are transparent and explicit.

DESCRIPTION

The capability to confirm that a specified set of requirements is fully descriptive of the needs of the stakeholders. This provides valid requirements in support of subsequent virtual verification to ensure the system meets all of the stakeholder expectations eliminating the need for redesign and additional testing.

BENEFIT

This will enable virtual verification of systems, resulting in quicker time to market and satisfaction of stakeholder expectations.

CRITICAL TECHNOLOGY ELEMENTS (CTE): **4** REQUIREMENTS: **14**



FOCUS AREA 3

Virtual Verification of System Design



KEY MESSAGE

Verification using a trustworthy model can be done earlier to accelerate product development and facilitate system learning to reduce system risk.

DESCRIPTION

This Focus Area 3 leverages valid requirements to ensure a system design meets the specified requirements for that system through virtual (modeling and simulation) means. This will address verification readiness and planning as well as modelling the product and process.

BENEFIT

Virtual verification will mean faster, less expensive, and lower risk verification of system design. This will deliver lower life cycle cost and faster speed-to-market.

CRITICAL TECHNOLOGY ELEMENTS (CTE): **5** REQUIREMENTS: **19**



FOCUS AREA 4

Modelling and Simulation Framework



KEY MESSAGE

Compliant, trustworthy framework and processes for achieving virtual validation, verification, and visualization.

DESCRIPTION

This Focus Area will develop explicit and credible models for optimizing management of the system across its lifecycle. This capability will be utilized across enterprises, individuals, regions, supply chains, and trading segments.

BENEFIT

This will deliver model confidence and provide access to reusable, configurable libraries, while assuring model compatibility and interoperability. Trusted collaboration and communication across supply chain teams will be improved.

CRITICAL TECHNOLOGY ELEMENTS (CTE): **6** REQUIREMENTS: **26**



FOCUS AREA 5

Networked Ecosystem



KEY MESSAGE

This ecosystem creates and aligns people and enterprises to realize the model based economy.

DEFINITION

This Focus Area establishes forums or networking entities needed to enable and coordinate all stakeholders using modeling and simulation for virtual verification. An ecosystem will be developed across enterprises and institutions that is V4 capable, including developing workforce and technical resources.

BENEFIT

Industry, academia & certifying/regulatory authorities will be able to efficiently and consistently communicate to accelerate use of modeling & simulation for virtual verification - reducing redundancy in capability development, increasing quality of virtual verification analysis, and reducing product development lifecycles.

CRITICAL TECHNOLOGY ELEMENTS (CTE): **6** REQUIREMENTS : **26**



FOCUS AREA 6

Standards Compliance



KEY MESSAGE

This will guide and influence current and emerging standards while advocating adoption across the supply chain.

DEFINITION

This Focus Area will service enterprises, individuals, regions, supply chains, and trading segments that require compliance with formal standards and regulations for alignment, efficiency, and regulatory objectives. This is specifically concerned with ISO15288 lifecycle compatibility and the identification and management of standards for use on a system or with application of virtual verification, validation & visualization.


BENEFIT

This will improve alignment and use of standards across communities for efficiency and reduction of risk in partnership with regulatory authorities.

CRITICAL TECHNOLOGY ELEMENTS (CTE): **4** REQUIREMENTS: **14**

ROADMAP NEXT STEPS

Prioritize and Plot CTEs and Requirements



ROADMAP NEXT STEPS

Get involved!



VIRTUAL



VERIFICATION



VALIDATION



VISUALIZATION

We are seeking experts to share their expertise and knowledge to contribute to the mission of the institute.

You and your organization can get involved by participating in one or more of our **workshops**, by sponsoring a specific **research project**, or by **becoming a member**.

Learn more at V4i.us



What About Intellectual Property that is Developed?

Process of Managing Intellectual Property

Consortium Developed Intellectual
Property
(CDIP)

Process of Managing Intellectual Property

**Background Intellectual Property
(BIP)**

Consortium Developed Intellectual Property (CDIP)

Process of Managing Intellectual Property

**Consortium Developed Intellectual
Property (CDIP)**

Background Intellectual Property (BIP)

Questions Around IP

- How do I protect my BIP that I bring to a project?
- Are there safeguards in place so I do not see CDIP that I do not want to be exposed to?
- Do I have the opportunity to incorporate my BIP and commercialize?
- What is in place or going to be in place to protect CDIP?
- Do I get access to all CDIP developed?
- Is there flow down of the IP policy to subs on an effort? (both members and non-members of V4I)



Membership Model

	Silver \$15K/year	Gold \$50K/year <i>25% Cash Minimum (\$12.5k)</i>	Gold \$50K/year <i>(Cash- exempt)</i>	Platinum \$200K/year <i>25% Cash Minimum (\$50k)</i>	Platinum \$200K/year <i>(Cash- exempt)</i>
Organizational Eligibility:					
Small/medium organizations (<500 employees)	✓	✓		✓	
Large organizations (>500 employees)		✓		✓	
Universities and not-for-profits (exempted from cash minimum)	✓	✓	✓	✓	✓



Silver \$15K/year	Gold \$50K/year 25% Cash Minimum (\$12.5k)	Gold \$50K/year (Cash- exempt)	Platinum \$200K/year 25% Cash Minimum (\$50k)	Platinum \$200K/year (Cash- exempt)
----------------------	--	---	---	--

Role Eligibility:				
May compete for, participate in, and serve as project lead	✓	✓	✓	✓
Governance Board Seat			1	
Advisory Role				✓
Voting Rights		✓	✓	

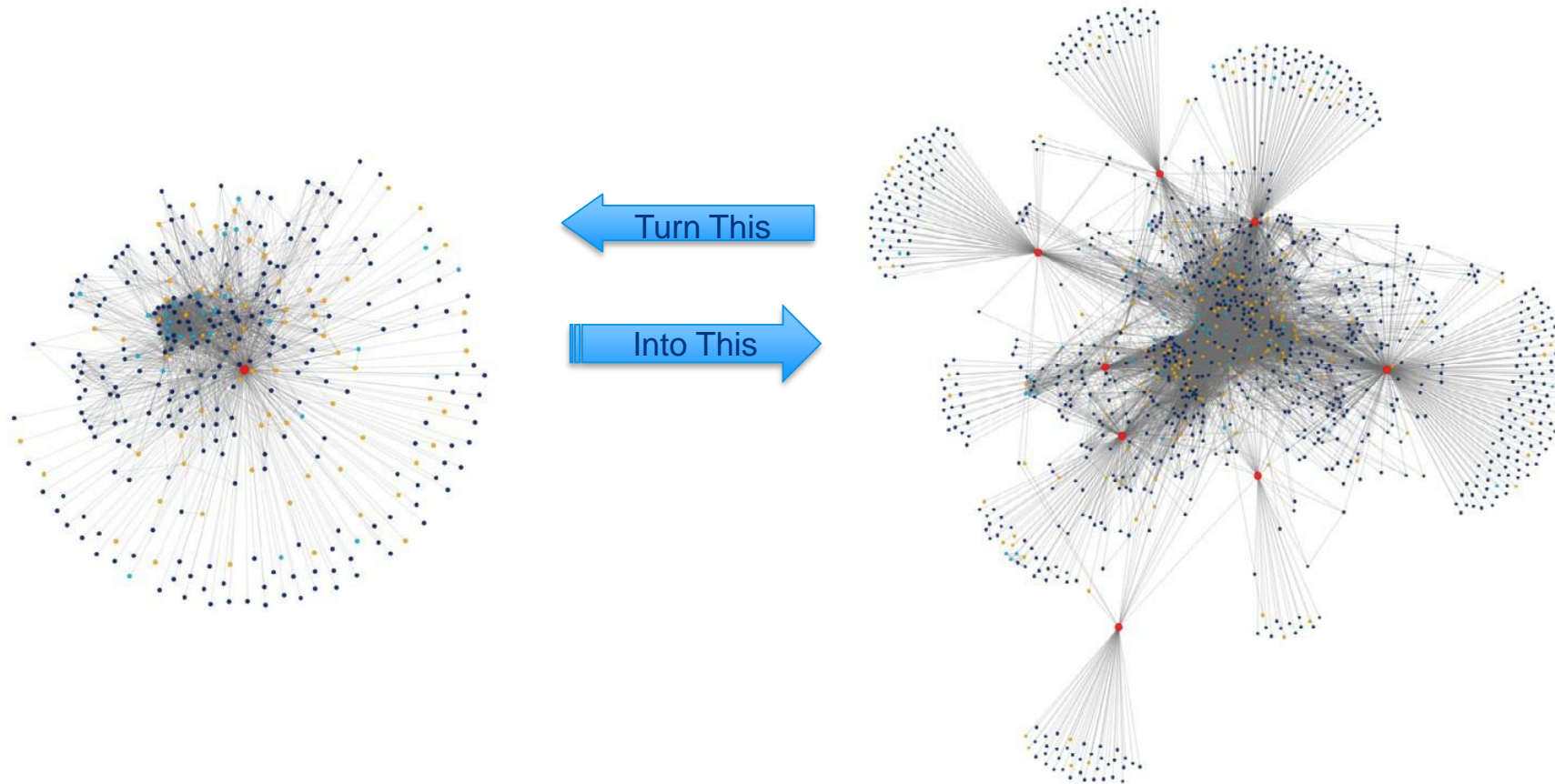


Silver	Gold	Gold	Platinum	Platinum
\$15K/year	\$50K/year	\$50K/year	\$200K/year	\$200K/year
	25% Cash	(Cash-	25% Cash	(Cash-
	Minimum	exempt)	Minimum	exempt)
	(\$12.5k)		(\$50k)	

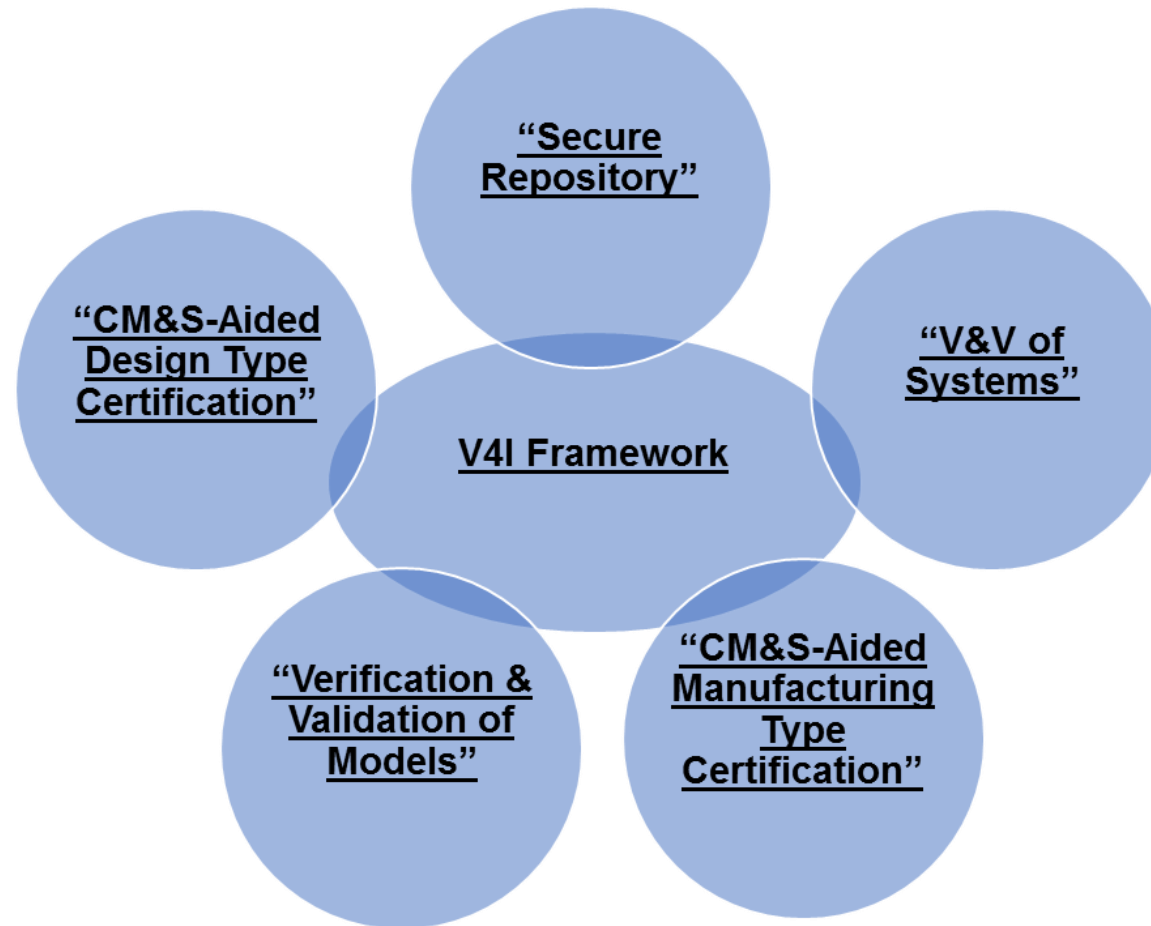
Consortium Developed Intellectual Property (CDIP) Eligibility:

Non-Exclusive Royalty Free (NERF) license for internal research use*	✓	✓	✓	✓	✓
Non-Exclusive Royalty Bearing (NERB) license for commercialization*		Negotiable			
Non-Exclusive Royalty-Free (NERF) for commercialization*				Negotiable	

THE POWER OF COLLABORATION



Break out poster sessions by Launch Project Teams



5. Invitation to Collaborate

5.1 Collaborate to Accelerate Your Learning;
Collaborate for Early Access to Assets

5.2 Membership and Members

5.3 Discussion

Workshop Closing: Landscape

- Regulations & regulatory imprint is increasing ... so how does best practice form?
- Expectations are evolving quickly and will affect the ability to compete.
- Value of innovation & understanding what it takes to accelerate/reduce the costs in realization.
- Language of SOI/MBSE...and establishing credibility in the use of virtual tools to verify, validate and visualize uncertainty in decision making.
- The need for agent to enable public-private collaboration and help integration the ecosystem.
- Role of the V4 Institute in the ecosystem to collect knowledge & tools, educate and develop/establish the processes that provide credibility and trust.

Workshop Closing

Learning Objectives:

- Awareness of the landscape: Challenges & Opportunities
- Understand the history & core tenants of “trust”
- Understand V4i Role, Processes & Capabilities
- Stimulate ideas by sharing examples of current projects
- Advocate for action to advance our common cause

Calling out the Business Challenges

Old axiom...
fail early & often

New axiom...
learn early & share openly

- Transforming the people and organizations to create understanding & trust across the ecosystem
- Establishing the Risk- Benefit relationship
- Developing Common Language
- Ability to share openly without compromising the prize (Intellectual Property)
- Building or Accessing ...the resources needed to complete the mosaic
- Acceptable Process & Measurement (expectations)
- Finding an agent to integration the ecosystem

Understand the history & core tenants of “trust”

Understand V4i Role, Processes & Capabilities

Stimulate ideas by sharing examples of current projects

- Product Design Type Certification by Virtual Modeling & Simulation
- Manufacturing Type Certification by Virtual Modeling & Simulation
- System Level V&V by Virtual Modeling & Simulation
- Verification and Validation of Models
- Secure Model Repository Reference Pattern
- V4I Framework: S*Metamodel, S*Patterns, Model VVUQ Pattern

Industry Value – Return on Investment


- Defense Aerospace ⁴
 - 50% Research and Development cost savings
 - 25% Research and Development time reduction
- Life Sciences: Medical Devices ^{5,6}
 - 50% Research and Development cost savings
 - 50% Research and Development time reduction
- Improved Product Quality, Safety, Reliability
 - Higher customer Satisfaction
 - Sustainable Product Lines and Lifecycles through Innovation
- Improved Manufacturing Process Safety, Reliability, Efficiency
 - Higher return on investment

Residual Value – Sustainable Economic Impact

- **Manufacturing Excellence** – Return on Investment, Realized Innovation
- **Safety, Quality, Reliability, Cost** – Better products, processes, safer jobs
- **Education Realization** – Research opportunities, STEM durability
- **Regulatory Efficiency** – Clear decision: impact to public safety & confidence
- **Entrepreneurial Networks** – Opportunities, Agility, Markets, Job creation
- **Community** – Stability, Continuity

Differentiators – Why this strategy?

- Option: Isolated Private Corporations Only 💰
 - Each company arrives at the same scientific solution independently
- Option: University or Government Research Only
 - Application of science to business practical solutions
- Option: Entrepreneurial Network
 - Investment costs prohibitive; Expertise limited
- Option: Specialized Solution Providers
(software, consulting, engineering)
 - Challenges: competitive IP conflicts, limited horizon

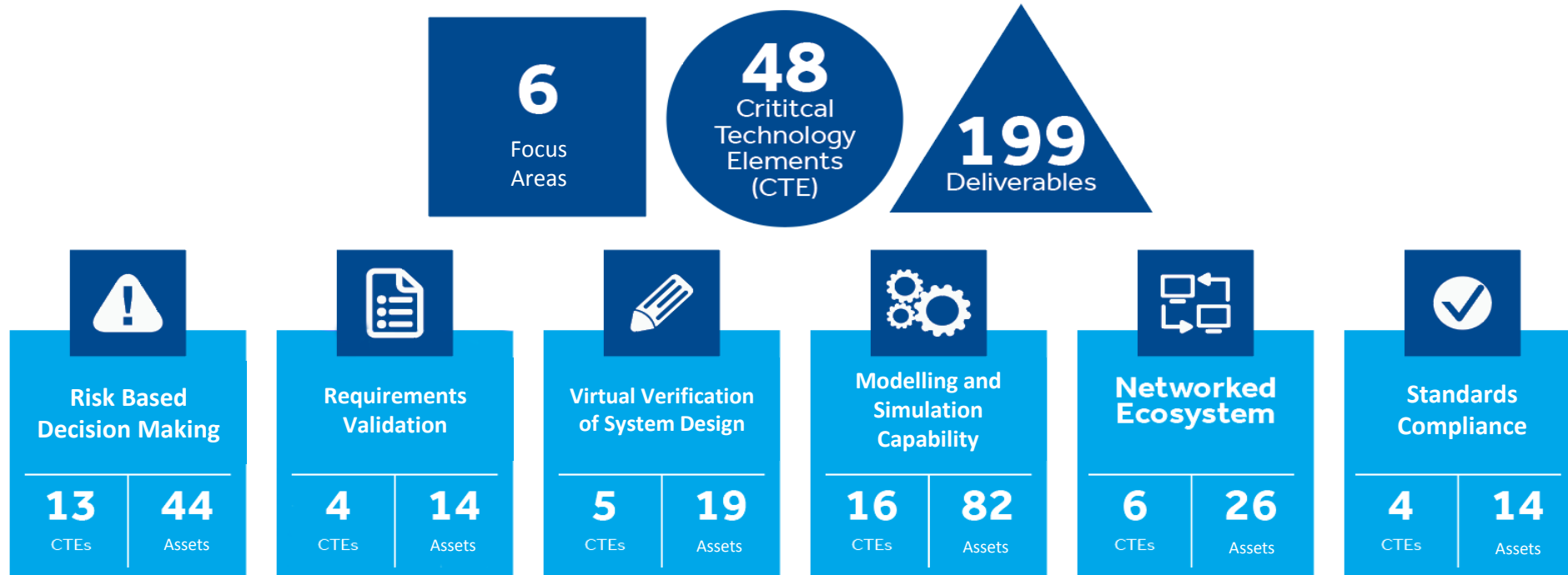


Differentiators – Why this strategy?

- **Collaboration is the Key to Sustainable Innovation**
- Industry
 - Value Driven Innovation Realization
 - Sustainable, scalable solutions
- Entrepreneurs
 - Breakthrough Innovation from proof of concept
 - Economic growth engine through STEM jobs
- University
 - Deep Science Expertise
 - Future sourcing talents, preparing high skilled workforce
- Government & Regulatory
 - Strategic Public Funding and Public Accountability
- Specialized Solution Providers
 - Technology Expertise, experience, and innovation

V4i Institute Roadmap

BY THE NUMBERS



V4**VIRTUAL**

Existing outside of and representing a physical reality.

**VERIFICATION**

Evaluation of whether a product, service, system, or model, complies with a regulation, requirement, specification, or imposed condition. Quantification of related uncertainty and risk

**VALIDATION**

Assurance that a product, service, system, or model, meets the needs of the customer and other stakeholders. Quantification of related uncertainty and risk

**VISUALIZATION**

Representations that enable effective human communication, understanding, analysis, and decision-making.

Workshop Closing

- Role of the institute in the ecosystem collect knowledge & tools, educate and develop/establish the processes that provide credibility and trust.
- Why V4I?
 - Manufacturing Excellence
 - Safety, Quality, Reliability, Cost
 - Education Realization
 - Regulatory Efficiency
 - Entrepreneurial Networks
 - Community
- Value in membership
 - Membership structure overview
 - Early Access to Assets
 - Participate in developing Assets important to your business needs
 - Access to the emerging V4I ecosystem for capability & capacities
- Call to membership - we need you!



2018 Annual INCOSE
Great Lakes Regional Conference
SYSTEMS AT THE CROSSROADS
17 - 20 October 2018 | Indianapolis, Indiana

Thank you!

For additional information:

V4 Institute: www.V4i.us

Joe Veranese, NCDMM: joe.veranese@ncdmm.org

Doug Koeneman, ASG: dkoeneman@adjutantsolutions.com

John Matlik, Rolls-Royce: John.F.Matlik@Rolls-Royce.com

Bill Schindel, ICTT System Sciences: schindel@icctt.com



2018 Annual INCOSE
Great Lakes Regional Conference
SYSTEMS AT THE CROSSROADS
17 - 20 October 2018 | Indianapolis, Indiana

Supporting Slides

References

^{1,2} [IEEE. "IEEE Guide--Adoption of the Project Management Institute \(PMI®\) Standard A Guide to the Project Management Body of Knowledge \(PMBOK® Guide\)--Fourth Edition". p. 452.](#)

[doi:10.1109/IEEESTD.2011.6086685](#). 7 December 2012.

³ Bernard McGarvey, Ph.D, Eli Lilly and Company

⁴ John Matlik, Ph.D, Rolls-Royce Corporation

⁵ [Reporting of Computational Modeling Studies in Medical Device Submissions: *Guidance for Industry and Food and Drug Administration Staff*](#), Document issued on: September 21, 2016.

⁶ [Medical Device Innovation Consortium \(MDIC\)](#)

Tutorial Detail Outline

- 12:00 – 12:20 1. Introductions: V4 Institute, Tutorial Attendees
- 1.1 Workshop Objectives and Materials
 - 1.2 Introducing the V4 Institute
 - 1.3 Workshop Attendee Introductions and Interests
- 12:20 – 12:40 2. Context: Challenges and Opportunities
- 2.1 Digital Engineering Has Arrived
 - 2.2 Challenges to Innovation: Complexity, Regulatory and Other Risks, Development Costs and Time, Expectations
 - 2.3 Opportunities: Virtual Models, Model VVUQ as a Proxy for Learning and Mutual Trust, Economic Leverage of Model-Based Patterns
- 12:40 – 2:30 3. Two Decades of Related Progress on Related Methods and Standards
- 3.1 System V&V versus Model V&V: Model VVUQ for Trustable Models, Physics-Based Models, Data-Driven Models, Hybrid Models, Tools, History
 - 3.2 Decades of Advancement in the Discipline of Trustable Computational Modeling in Critical Domains: Supporting Mathematics, Sandia, NASA, ASME Committees,
 - 3.3 Collaboration by Regulatory, Engineering Society, and Enterprise Players: Introduction to Underlying Model VVUQ Discipline, Guides, Standards, Examples
- 2:30 -- 3:00 BREAK
- 3:00 – 4:15 4. V4 Institute: Targeted Outcomes, Roadmap, Properties, Collaboration Projects
- 4.1 V4I: Origin, Mission, Context, Stakeholder Features, Roadmap, Membership, Models of Products as well as Production, Protecting Proprietary Assets while Creating Shared Value
 - 4.2 Breakout Sessions: Rotating Speed-Dating Poster Sections on Launch Projects--
 - 4.2.1 Product Design Type Certification by Virtual Modeling & Simulation
 - 4.2.2 Manufacturing Type Certification by Virtual Modeling & Simulation
 - 4.2.3 System Level V&V by Virtual Modeling & Simulation
 - 4.2.4 Verification and Validation of Models
 - 4.2.5 Secure Model Repository Reference Pattern
 - 4.2.6 V4I Framework: S*Metamodel, S*Patterns, Model VVUQ Pattern
- 4:15 – 5:00 5. Invitation to Collaborate
- 5.1 Collaborate to Accelerate Your Learning; Collaborate for Early Access to Assets
 - 5.2 Membership and Members
 - 5.3 Discussion
- 5:00 6. Adjourn